


KEEPING IT LOCAL

LOCAL NATIVE PLANT SPECIES
OF THE LOWER SWAN
COASTAL PLAIN AND
FOOTHILLS

THE CITIES OF BUNBURY AND
BUSSELTON, AND THE SHIRES OF
CAPEL, COLLIE, DARDANUP
AND HARVEY



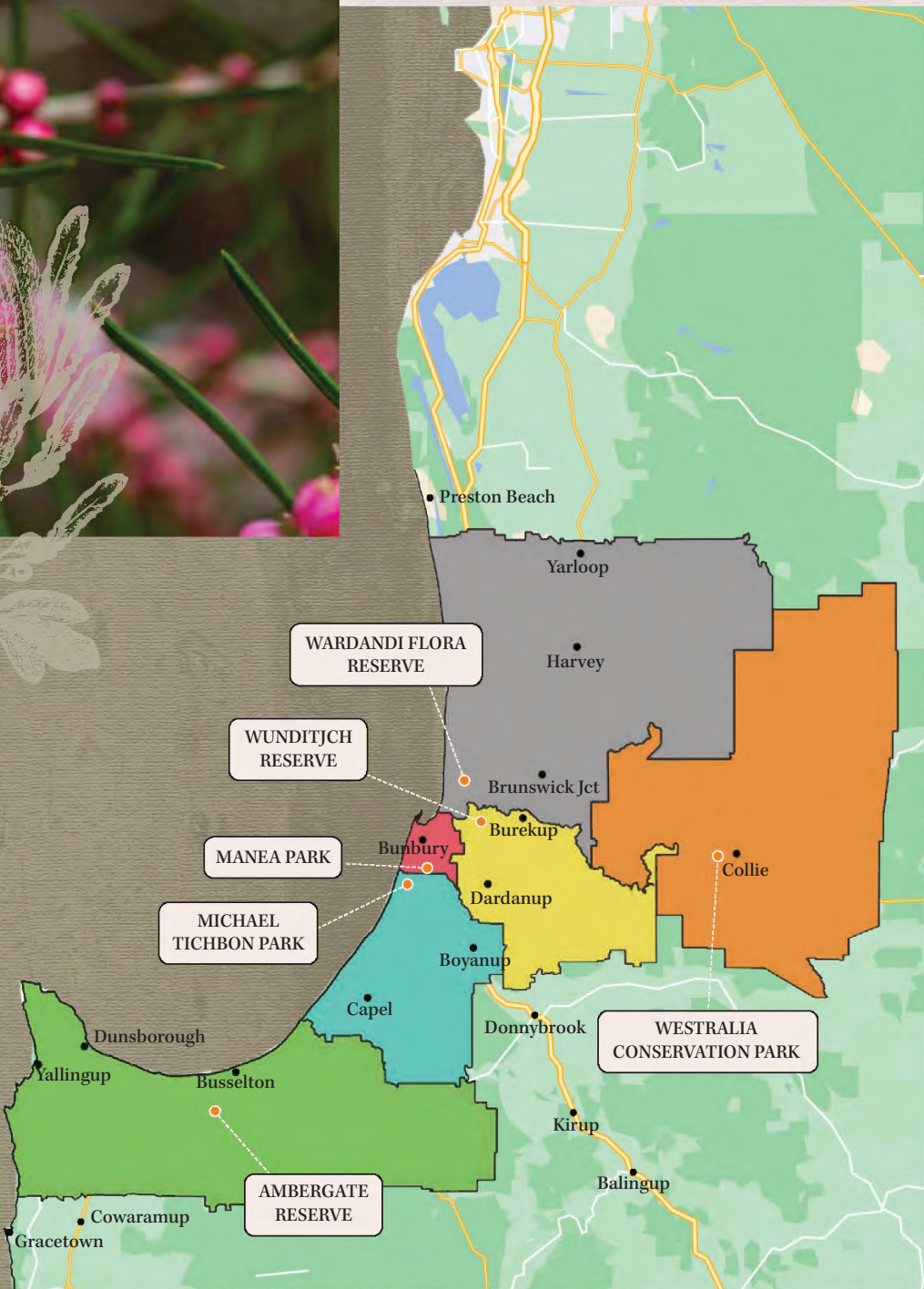


This booklet serves as a guide for selecting locally relevant native plant species in the Cities of Bunbury and Busselton, and the Shires of Capel, Collie, Dardanup and Harvey.

It focuses on species readily available from local nurseries, aiming to assist community members in choosing suitable species for various planting projects, including home gardens, verge gardens, council plantings, re-vegetation projects, and shelter belts.

Each species is described, with icons noting which Local Government Areas (LGAs) they are suitable for and what tolerances or special characteristics they may have. For more in-depth reading on the topics covered in this booklet, a suggested reading list is provided at the back.

We acknowledge and pay our respect to the Traditional Owners of the land on which we work, the Noongar People. We strive to support Traditional Owners & learn from Aboriginal knowledge & wisdom in caring for the land.



REMNANT VEGETATION

The value of remnant native vegetation in an increasingly fragmented and changing landscape is immense. These areas preserve pockets of the original ecological communities that once existed across the region. They are crucial for conserving local flora and fauna, often harbouring threatened plants, animals, and ecological communities.

Beyond conservation, these ecosystems perform many beneficial functions that impact humans, such as managing groundwater and surface runoff, reducing wind speed and localised heat, and providing natural pest control.

Additionally, they offer economic benefits through recreational activities that boost the health and well-being of the community. Each individual can positively contribute in a significant way by actively participating in efforts to restore and protect bushland and biodiversity values.

Contact your local council for information on local 'Friends of' groups and get involved.

LOCAL RESERVES



The lower Swan Coastal Plain and foothills are home to a wide range of nature reserves and natural ecosystems. Below are examples of several local reserves throughout the region that harbour a variety of native plants, animals, and landforms, where many of the species listed in this booklet can be found.

MANEA PARK

CITY OF BUNBURY

Manea Park, located in Bunbury, is one of the reserves in the Kalgulup Regional Park. It includes an easy 2.2km compacted limestone bush track where you can observe some of Bunbury's magnificent local flora and catch a glimpse of some local threatened animal species. Please keep to the tracks, observe and conserve.

AMBERGATE RESERVE

CITY OF BUSSELTON

Ambergate Reserve is a 75-hectare area of remnant bushland representing the originally widespread shrub-land and woodland of the local area. The reserve holds significant conservation value, with three threatened ecological communities making up more than 80% of the reserve. At least 80 species of birds, including 10 species of water birds, and a range of native marsupials, reptiles, and insects persist within the reserve.

MICHAEL TICHBON PARK

SHIRE OF CAPEL

Michael Tichbon Park which started out as a bare horse paddock now boasts year round flowers, including some rare native orchids, and an abundance of native wildlife. The revegetation effort headed by conservationist Michael Tichbon continued for many years. In 2016 the site was named Michael Tichbon Park in honour of his incredible contribution to conservation in Western Australia.

WESTRALIA CONSERVATION PARK

SHIRE OF COLLIE

Located in the Collie River Valley, the Westralia Conservation Park supports relatively unspoiled vegetation, indicative of the area's cool, damp, micro-climate. Ecologically mature forest within the area provides valuable habitat for a number of specially protected fauna species. A distinguishing characteristic of this landscape is the broad, flat depressions, which support woodlands of sheoak and open woodlands of moonah, swamp banksia and holly-leaved banksia.

WUNDITJCH RESERVE

SHIRE OF DARDANUP

A hidden pocket woodland, Wunditjch Reserve is mere 1.75 Acre Banksia Woodland. Tucked away in the middle of Eaton, Wunditjch is a very unusual threatened ecological community. The island of Banksia Woodland is completely surrounded by urban development and despite this it boasts a myriad of amazing species, it's surprising in such a small area. A short stroll on the bush trail under the old Banksia canopy will uncover a thick understorey of native ground covers, herbs and shrubs.

WARDANDI FLORA RESERVE

SHIRE OF HARVEY

Wardandi is a 9.40 hectare A-class Reserve for the conservation of flora in Australind. It is maintained in a natural state through revegetation and conservation for community recreational, cultural, educational and conservation purposes. The native vegetation is described as Banksia attenuata- Eucalyptus woodland with an intact shrub and herb layer. Wardandi contains an array of fauna species including the critically endangered Western Ringtail Possum.




WHY PLANT LOCAL NATIVES?

When discussing native plants, it's important to distinguish between native Australian plants and those that are specific to your local area. Planting species native to your locale has many benefits. These plants occur naturally without human care and have evolved over time to thrive in your specific climate and conditions.

While young native plants may require occasional watering during their first summer, well-selected, established plants will survive and flourish independently.

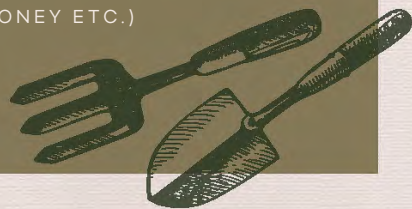
These plants provide essential food and habitat for a variety of animals and organisms, increasing biodiversity and fostering healthy, resilient ecosystems. This, in turn, benefits humans by filtering water, retaining runoff, purifying the air, regulating the local climate (reducing urban heat), and providing natural pest control and pollination.





USES AND BENEFITS FOR PLANTING LOCAL SPECIES INCLUDE

- IMPROVING SOIL HEALTH
- MAINTAINING SOIL INTEGRITY (PREVENTING EROSION)
- IMPROVING SOIL WATER PENETRATION AND RETENTION
- MITIGATING SALINITY
- PROTECTION AND INCREASED HEALTH OF LIVESTOCK (SHELTER BELTS)
- FODDER
- BUSH-FOODS
- IMPROVING AND CONSERVING BIODIVERSITY
- ECONOMIC PRODUCTION (CUT FLOWERS, HONEY ETC.)





TREES IN AN URBAN SETTING


Planting trees in urban gardens and landscapes can be safe and highly beneficial when the right trees are selected. The Southwest boasts a range of trees that are well suited to urban environments. These include *Agonis flexuosa* (Peppermint Tree) and a variety of *Banksia* species.

Many *Banksia* species thrive in the nutrient deficient, sandy soils that verges and urban gardens often consist of.

CREATING AN ECOSYSTEM

It's useful to consider the elements that a natural ecosystem might include. Tall trees provide shade, dense shrubs offer protection from predation, and ground cover locks in soil moisture. Natural systems also feature a diverse range of flower colours and types with staggered flowering times, as well as habitat structures such as logs and rocks.

There are many elements that make up a healthy ecosystem, and the more you can include in your planting, the more diverse and resilient it will be. You don't just want birds in your garden; you want a diverse range of birds!





THE BIRDS AND THE BEES

All native plants are beneficial in some way for our native birds, whether it be through providing habitat and protection, foods such as seeds and nectar, or supporting the insects that insectivorous birds feed on. Even moisture retained on the leaves in the early morning offers an opportunity for birds to bathe as they brush deliberately through the dew covered foliage.

Much the same applies for attracting our incredibly diverse and beautiful native bees. While it's true that a number of our native bees are specialist pollinators, specialising in the pollination of a very particular plant species, many more are generalists and appreciate a wide range of flowering plant species to choose from.

SOME TIPS FOR ATTRACTING NATIVE BIRDS AND BEES :

- MIX IT UP WITH A VARIETY OF DIFFERENT FLOWER TYPES, COLOURS AND SIZES
- PRIORITISE SMALLER FLOWERS OF BLUES, WHITES, YELLOWS, ORANGES, PINKS AND VIOLETS
- AIM FOR STAGGERED FLOWERING TIMES TO ENSURE FLOWERS BLOOMING YEAR ROUND
- PLANT SPECIES WITH A DENSE HABIT AND MANY STEMS
- PLANT SPECIES WITH ROUGH BARK
- APPLY MULCH
- AVOID USING INSECTICIDES
- PROVIDE A CLEAN SOURCE OF WATER



WEEDS AND THEIR IMPACT

Planting species that aren't native to the area can negatively impact both the local environment and economy. Non-native plants have the potential to become weedy and invasive, out-competing native plant species and contributing to the decline of local biodiversity by modifying and disrupting important ecosystem processes.

Weeds can impact the nutrients, space, water, and sunlight that native species rely on. Some weeds may even contain toxins that affect native animals or exude chemicals that suppress the growth of native plants.

Weeds are a serious concern for both our local biodiversity and agriculture. Replacing weed species with natives provides a host of ecological benefits and reduces fire risk.

For further information refer to *Western Weeds*, a guide to the Weeds of Western Australia by Hussey et al. or *Southern Weeds and their control*, by John Moore and Judy Wheeler.



FIRE-WISE PLANTING

As climate change heightens fire risks in southwest Western Australia, fire-wise planting around homes and infrastructure is becoming increasingly important to reduce fire risk. Native plants can be included in fire-wise designs with careful species selection and strategic planning. Remember, all plants can burn under extreme heat, so proper planning, design, and maintenance are just as essential as species selection.

FIRE-WISE GARDENING TIPS :

- AVOID SPECIES WITH LOOSE BARK, HIGH OIL CONTENT, AND HIGH LITTER OUTPUT
- SELECT PLANTS WITH A HIGH MOISTURE OR SALT CONTENT
- INSTALL IRRIGATION TO MAINTAIN MOISTURE IN THE GARDEN
- PRUNE LOW BRANCHES TO PREVENT FIRE REACHING THE CANOPY
- EXERCISE CAUTION WITH LARGE ACACIA SPECIES SUCH AS ACACIA SALIGNA IN FIRE-WISE PLANTINGS. THOUGH FIRE-RESISTANT WHEN GREEN, THEY ARE GENERALLY SHORT LIVED AND CAN POSE AN INCREASED FIRE RISK ONCE THEY REACH THEIR END OF LIFE.

For more information refer to the Firewise Gardening in Western Australia publication available at : <https://publications.dfes.wa.gov.au/publications/firewise-gardening-in-western-australia>



An unmanaged stand of *Acacia Saligna* has reached it's end of life and now poses an increased fire risk.

A NOTE ON DROUGHT TOLERANCE

It's important to understand the difference between drought-tolerant plants and those suited to dry soils. While drought-tolerant plants can endure prolonged dry periods in their ideal habitat, they still need specific soil types to thrive. For example, a riparian plant that prefers swampy, clay- rich soil may tolerate extended dry periods in its preferred habitat but won't survive if planted on a dry, sandy ridge.

SOIL TYPES

Understanding soil types is crucial to the success of your planting project. Planting local native species, which are adapted to your specific soil type, will require fewer soil additives and fertilisers, saving you time and money. By matching your plant choices to your soil you can create a healthy, resilient garden that supports local biodiversity and reduces the need for ongoing maintenance.

Soils can vary widely but they are generally categorised into sand, clay, loam, silt and gravel.

- Sandy soils, known for their large particles and good drainage, can dry out quickly and may require plants that are tolerant of dry conditions.
- Clay soils have small, tightly packed particles that retain water but can become compacted, making it challenging for roots to penetrate.

- Loam, often considered ideal for gardening, is a balanced mix of sand, silt, and clay, offering good drainage while retaining moisture and nutrients.
- Silty soils have fine particles and retain moisture well but can become waterlogged.
- Gravelly soils have large particles and excellent drainage but may lack nutrients.

For further information refer to Schoknecht, N R, and Pathan, S. (2013), Soil groups of Western Australia: a simple guide to the main soils of Western Australia (4th edn). Department of Primary Industries and Regional Development, Western Australia, Perth. Report 380.

VERGE PLANTING

Native plants are particularly well suited to verge gardens and landscaping due to their low maintenance requirements. It's important to contact your local government authority prior to planting the verge as they will have guidelines that must be adhered to. These can generally be found on the local governments website or can be accessed by contacting your local government.



BENEFITS OF NATIVE VERGE GARDENS :

- BEAUTIFY URBAN AREAS
- PROVIDE HABITAT AND FORAGE FOR NATIVE FAUNA
- CREATE LINKS AND CORRIDORS BETWEEN PUBLIC GREEN SPACES
- PROVIDE GREEN SPACE BENEFITS FOR PEOPLE
- REDUCE THE URBAN HEAT ISLAND EFFECT
- REDUCE WATER AND FERTILISER USAGE





WHERE TO PLANT

Use the legend below to determine which Local Government Area or 'LGA' the species is suitable for :

- **BUN** : CITY OF BUNBURY
- **BUS** : CITY OF BUSSELTON
- **CA** : SHIRE OF CAPEL
- **CO** : SHIRE OF COLLIE
- **DA** : SHIRE OF DARDANUP
- **HA** : SHIRE OF HARVEY

PLANT TOLERANCES AND CHARACTERISTICS

Use the legend below to distinguish the unique tolerances & or characteristics of the species :



: DROUGHT TOLERANT

Plants that can cope with long periods of no rain.



: FIRE-WISE

Plants considered to have low flammability.



: SHADE TOLERANT

Plants that grow in shady conditions.



: WATER LOGGING

Plants tolerant of waterlogged soils or flooding.



: WIND-BREAK AND SCREENING

Plants that filter and slow wind and provide structural protection.

GROUND COVERS & HERBS



Acanthocarpus preissii
PRICKLE LILY

Rhizomatous, tufted perennial, herb, 0.2-0.7(-2) m high. Fl. white, Apr to May. White, grey, red or brown sand, sandstone, limestone. Coastal dunes.

BUN / BUS / CA



Anigozanthos flavidus
TALL KANGAROO PAW

Rhizomatous, perennial, herb, 0.5-3 m high. Fl. yellow-green/brown-red, Nov to Dec or Jan. Grey or yellow sand, clay, gravel. Drainage lines, fringing wetlands, roadside gutters.

BUS / CA / CO / HA



Anigozanthos humilis
CATSPA W

Rhizomatous, perennial, herb, 0.1-1 m high. Fl. yellow-red-orange, Jul to Oct. Sand, sandy loam, clay, laterite, limestone. Winter-wet swamps, creek banks, alluvial flats, well drained areas.

BUN / BUS / DA



Anigozanthos manglesii
MANGLES KANGAROO PAW

Rhizomatous, perennial, herb, 0.2-1.1 m high. Fl. green & red, Aug to Nov. White, yellow or grey sand, sandy loam.

BUN / BUS / CO



Anigozanthos viridis
GREEN KANGAROO PAW

Rhizomatous, perennial, herb, 0.05-0.85 m high. Fl. green/yellow-green, Aug to Oct. Sand, loam, clay. Winter-wet areas.

BUN / BUS / CA / CO / HA



Apium prostratum
SEA CELERY

Biennial or perennial, herb, 0.05-1 m high. Fl. white/pink, Aug to Dec or Jan to Apr. Sand, sandy loam, granite, limestone. Coastal areas, flooded sites, creeklines, swamps, marshes.

BUN / BUS / CA





Carpobrotus virescens
COASTAL PIGFACE

Prostrate, succulent perennial, herb, 0.1-0.3 m high, 0.5-3 m wide. Fl. purple-pink/white, Jun to Dec or Jan. White, grey or brown sand. Coastal limestone cliffs & dunes.

BUN / BUS / CA



Centella asiatica
CENTELLA

Creeping, stoloniferous perennial, herb, 0.05-0.4 m high. Fl. pink/purple-red/white, Aug to Dec or Jan to Apr. Often in winter-wet depressions.

BUS / CA / CO / HA



Chamaescilla corymbosa
BLUE SQUILL

Tuberous, rosetted perennial, herb, 0.05-0.4 m high. Fl. blue, Jul to Dec.

BUS / CA / CO / HA



Chorizema rhombeum
SCARLET FLAME PEA

Prostrate to ascending or twining shrub, 0.1-0.5 m high. Fl. orange-pink/red & yellow, Aug to Dec (mainly 9-10). Grey or white sand, sandy clay, sandy loam, gravel, laterite. Gentle slopes, river banks, exposed coastal sites.

BUS / CA / CO / DA / HA



Conostylis aculeata
PRICKLY CONOSTYLIS

Rhizomatous, perennial, grass-like or herb, 0.06-0.5(-0.6) m high. Fl. yellow, Aug to Nov. Sand, loam, clay, gravel, limestone, laterite. Winter-wet areas, swamp margins, drainage areas, ditches, sand dunes.

BUN / BUS / CA / CO / DA / HA



Conostylis candicans
GREY COTTONHEAD

Rhizomatous, perennial, grass-like or herb, 0.05-0.4 m high. Fl. yellow, Jul to Nov. Sand, sandy loam, limestone. Coastal dunes, sand dunes.

CA



GROUND COVERS & HERBS



Dampiera linearis
COMMON DAMPIERA

Erect perennial, herb, 0.15-0.6 m high, leaves obovate to elliptic, entire or lobed. Fl. blue, Jul to Dec. Sandy or clayey soils, laterite. Plains, stony ridges, seasonally wet flats.

BUN / BUS / CA / CO / DA / HA



IMAGE UNAVAILABLE

Dianella brevicaulis
COAST FLAX-LILY

Rhizomatous, tufted perennial, herb, to 0.5 m high. Fl. blue-purple, Oct to Dec. Sandy clay, clay, sand.

BUN / BUS



Dianella revoluta
BLUEBERRY LILY

Rhizomatous, perennial, herb, 0.3-1.5 m high. Fl. bluepurple-violet, Aug to Dec or Jan or Apr. Variety of soils, laterite, granite, limestone.

BUN / BUS / CO / HA



IMAGE UNAVAILABLE

Dichondra repens
KIDNEY WEED

Slender, creeping perennial, herb. Fl. white/greenyellow, Sep to Oct. Often on sandy soils.

HA



Enchylaena tomentosa
BARRIER SALTBUCH

Prostrate to erect shrub, 0.1-0.6(-2) m high. Fl. May to Sep. Variety of soils, often saline.

BUS



Gastrolobium praemorsum

Tangled, more or less prostrate shrub, to 0.6 m high. Fl. red-green, Aug to Dec. Sand, clay, laterite. Wet, boggy ground, ridges, disturbed areas.

BUN / BUS / CA / DA / HA





Gompholobium marginatum

Prostrate or low spreading shrub, 0.05-0.4 m high. Fl. yellow, Aug to Nov. Lateritic gravelly soils, granitic soils.

BUS / CA / CO / DA / HA



Haemodorum spicatum

BOHN

Bulbaceous, perennial, herb, 0.3-2 m high. Fl. black/brown-black/yellow-brown, Oct to Dec or Jan. White, grey or yellow sand, laterite, sandy clay. Dry and seasonally wet sites.

BUS / CA / CO / HA




Hemiandra pungens

SNAKEBUSH

Prostrate to ascending shrub, 0.05-1 m high. Fl. white/blue-purple/pink, Jan to Dec. Sand, clay and loam, gravel, laterite, granite. Rock outcrops.

BUN / BUS / CA / CO / HA




Hibbertia grossulariifolia

GUINEA FLOWER

Prostrate shrub, to 1.2 m wide. Fl. yellow, Aug to Dec. White/grey or black sand, calcareous sand, loam, granite. Limestone ridges, sand dunes, coastal cliffs, swamp edges.


BUS



Kennedia carinata

Prostrate shrub. Fl. red-purple, Sep to Nov. Sandy, often gravelly soils. Swampy river flats, lower slopes.

BUS / CA / CO / HA



Kennedia prostrata

RUNNING POSTMAN

Prostrate or twining shrub. Fl. red, Apr to Nov. Usually sandy gravelly soils.

BUN / BUS / CA /
CO / CA / HA



GROUND COVERS & HERBS



Lobelia anceps
ANGLED LOBELIA

Prostrate to ascending perennial, herb, to 1.2 m high. Fl. blue/blue-purple/white, Sep to Dec or Jan to May. Dark brown-black sandy loam, grey sand, wet brown peaty sand, ironstone gravel, granite, limestone. Flat to sloping landscapes, hill sides, near wet lands, watercourses, along river banks.

BUN / BUS / CA / CO / HA



IMAGE UNAVAILABLE

Myriophyllum crispatum
UPRIGHT WATER-MILFOIL

Aquatic, emergent annual, herb, 0.25-0.6 m high. Fl. cream-purple-red-brown/red, usually Oct to Dec or Jan to Feb. Clay soils, mud, black sand. Creeks & swamps.

BUN / CA / CO / HA



Orthrosanthus laxus
MORNING IRIS

Rhizomatous, perennial, herb, 0.15-0.55 m high. Fl. blue, Aug to Nov.

BUN / BUS / DA / HA



Orthrosanthus polystachyus
MANY SPIKE ORTHROSANTHUS

Rhizomatous, tufted perennial, herb, 0.6-1(-1.2) m high. Fl. blue, Sep to Nov. Clayey loam, laterite, sand.


BUS



Patersonia juncea
RUSH LEAVED PATERSONIA

Rhizomatous, tufted perennial, herb, 0.07-0.3(-0.4) m high. Fl. violet, Aug to Nov. Dry or seasonally wet white-grey or yellow sand, laterite.

BUS / CO / DA



Patersonia occidentalis
PURPLE FLAG

Rhizomatous, tufted perennial, herb, to 1.5 m high. Fl. purple, Aug to Dec or Jan. Grey-brown sand or sandy clay, red-brown clayey loam, gravel, laterite, ironstone, granite, limestone. Winter-wet areas, dunes, granite outcrops.

BUN / BUS / CA /
CO / CA / HA





Patersonia umbrosa
YELLOW FLAGS

Rhizomatous, tufted perennial, herb, 0.3-0.9 m high. Fl. blue-violet/yellow, Aug to Dec. Sand, clay, loam, gravel, laterite. Winter-wet areas, drainage lines, hillsides.

BUS / CA / CO / DA / HA



Samolus junceus

Erect or straggling, almost leafless perennial, herb, (0.15-)0.25-1.2 m high. Fl. white/pink, Sep to Dec or Jan to Apr. Sandy, peaty & clayey soils. Wet situations.

BUN / BUS / CA / CO / HA



Samolus repens
CREEPING BROOKWEED

Perennial, herb, 0.15-1 m high. Fl. white/pink, Jul to Dec or Jan. Sand, clay, sandstone. Swamps, salt marshes, floodplains, creeks.

BUN / BUS / CA / HA



Scaevola calliptera
ROYAL ROBE

Prostrate to ascending perennial, herb, 0.1-0.4 m high. Fl. blue-purple, Sep to Dec or Jan. Sand, often with lateritic gravel. Lateritic ridges, sandplains.

BUS / CA / CO / HA



Scaevola lanceolata
LONG-LEAVED SCAEVOLA

Erect or decumbent perennial, herb, 0.1-0.5 m high. Fl. white-blue, Aug to Dec. Sandy soils. Winter-wet depressions & swamps.

BUN / BUS / CO



Spinifex longifolius
BEACH SPINIFEX

Rhizomatous, tussock-forming perennial, grass-like or herb, 0.3-1 m high, to 2 m wide. Fl. green/brown, Apr to Dec or Jan. White sand. Coastal sand dunes.

BUN / BUS / CA

GROUND COVERS & HERBS



Sporobolus virginicus
MARINE COUCH

Rhizomatous, soliniferous, tussocky perennial, grasslike or herb, 0.1-0.5 m high. Fl. green-purple, Jan to Dec. White, yellow or brown sand, clay, peat, often saline. Beach dunes, tidal flats, salt marshes.

BUN / BUS / HA



Stylidium adnatum
COMMON BEAKED TRIGGERPLANT

Erect perennial, herb, 0.05-0.3 m high. Fl. pink-white, Nov to Dec. White, grey or black sand. Undulating sand dunes.

BUS / CO / HA



Stylidium rhynchocarpum
BLACK-BEAKED TRIGGERPLANT

Erect or spreading, much-branched perennial, herb, 0.1-0.5 m high. Fl. white-cream-yellow/pink, Oct to Dec or Jan to Feb. Sandy or loamy, often gravelly soils. Along creeks, ridges & rises.

BUS / CO / DA / HA



Stylidium spathulatum
CREAMY TRIGGERPLANT

Perennial herb, 0.05-0.5 m high, Leaves tufted, oblanceolate to spatulate, 0.8-8 cm long, 1.5-15mm wide. Fl. yellow, Oct to Dec or Jan. Sand, sandy clay or clay loam, granite. Outcrops, dune slopes, swamps, seepage areas and valleys. Coastal heath, shrubland, Eucalypt woodlands and forests.


BUS / CO / HA



Suaeda australis
SEABLITE

Rounded perennial, herb, 0.1-0.9 m high, branching from the base. Fl. green, Jan or Mar or Oct. Sand. Coastal sites, saline swamps & creeks.

BUN / BUS / HA



Tetragonia implexicoma
BOWER SPINACH

Prostrate, scrambling or climbing perennial, herb or shrub (undershrub), 0.1-0.5 m high, to 2 m wide. Fl. yellow, Feb to Mar or May to Dec. Grey sand. Coastal limestone & sand dunes.

BUS






Threlkeldia diffusa

COAST BONEFRUIT

Much-branched, prostrate to erect perennial, herb, 0.1-0.4(-1) m high. Fl. green, Oct to Nov. White/grey sand over limestone, clay. Coastal areas, saline flats.

BUS / CA / HA



Thysanotus dichotomus

BRANCHING FRINGE LILY

Rhizomatous, leafless, branched perennial, herb, 0.25-1(-1.5) m high. Fl. purple, Sep to Dec or Jan. White, grey or yellow sand, granite, laterite, gravel.

BUS / CO / DA / HA



Thysanotus multiflorus

MANY-FLOWERED FRINGE LILY

Caespitose perennial, herb, 0.1-0.5(-0.8) m high. Fl. purple, Aug to Dec or Jan. Sand, laterite, granite.

BUS / CA / CO / HA



Trichocline spathulata

NATIVE GERBERA

Basally rosetted tuberous, perennial, herb, (0.08-) 0.15-1 m high. Fl. white-cream, Oct to Dec or Jan to Feb. Lateritic gravelly soils, sand, clay loam. Seasonally wet flats, low rises, riverine flats, ridges.

BUS / CA / CO / DA / HA



Veronica plebeia

CREeping SPEEDWELL

Prostrate, sprawling perennial, herb, 0.05-0.4 m high. Fl. blue, Mar or May or Jul to Dec. Sand or loam, often gravelly soils over granite.

BUS / HA



CLIMBERS



Billardiera floribunda
WHITE-FLOWERED BILLARDIERA

Robust twining shrub or climber. Fl. white, Nov to Dec or Jan to Feb. Laterite, sand.

BUS / CO / HA



Billardiera fusiformis
AUSTRALIAN BLUEBELL

Sturdy climber. Fl. blue/white/pink, Nov to Dec or Jan to Feb. Coastal areas, disturbed water crossing sites.

BUS / CA / CO / HA



Billardiera variifolia

Twining shrub or climber, to 2.5 m high. Fl. cream-yellow-blue-purple, Oct to Dec or Jan to May. Sand, loamy & clayey soils, often over laterite.

BUS / CO / DA / HA



Chorizema diversifolium
CLIMBING FLAME PEA

Twining or trailing shrub or climber. Fl. pink/orange/red, Aug to Dec. Sand or sandy loam, gravel. Limestone or granite outcrops.

BUS / HA



Clematis linearifolia
SLENDER CLEMATIS

Climber. Fl. white-cream, Jul to Oct. Sand. Coastal limestone & sand dunes.

BUS / HA




Clematis pubescens
COMMON CLEMATIS

Strong, dioecious, woody shrub or climber, to 5 m high. Fl. white-cream, May to Nov. Dark brown sandy clay or loam, grey-white sand, gravel, laterite, limestone, granite. Coastal cliffs, coastal dunes, hills, valleys, river banks.

BUS / CO / DA / HA






Hardenbergia comptoniana
NATIVE WISTERIA

Twining shrub or climber. Fl. blue-purple/white, Jul to Oct. Sandy soils. Coastal limestone, sandplains, dunes.

BUN / BUS / CA /
DA / HA



Kennedia coccinea
CORAL VINE

Twining or trailing shrub or climber. Fl. orange & pink/red & pink & purple, Aug to Nov. Often sandy soils.

BUN / BUS / CA /
CO / DA / HA



Marianthus tenuis

Slender twining shrub, to 0.6 m high. Fl. blue/white, Nov or Jan to Jun. Red-brown sand, brown sandy clay or loam, yellow-grey sandy clay, gravel, laterite, granite, dolerite. Slopes and steep landscapes, rock outcrops, valley slopes, river banks.

BUS / CO / DA



Mardo

BY JULES GUTHRIDGE



Forest Red-tailed Black Cockatoo

BY CLINT CONNER

SMALL SHRUBS - UP TO 1.5 HIGH



Acacia applanata
GRASS WATTLE

Erect or sometimes sprawling, grass-like shrub, 0.1-0.5 m high. Fl. yellow, Jun to Oct. Mostly in sand, loam & lateritic soils.

BUN / BUS / CA / CO / DA / HA 



Acacia drummondii
DRUMMOND'S WATTLE

Shrub, 0.3-1 m high. Fl. yellow, Jun to Oct. Sand, gravelly soils, laterite. Granite outcrops, gullies, lowlying areas, low ridges & hillsides.

BUS / CO / HA



Acacia flagelliformis

Rush-like, erect or sprawling shrub, 0.3-0.75(-1.6) m high. Fl. yellow, May to Sep. Sandy soils. Winter-wet areas.


BUN / BUS / CA / HA 



Acacia incurva

Low, multi-stemmed, erect or prostrate, spinescent shrub, 0.2-0.5 m high. Fl. yellow, Jul to Sep. Sandy & clay or lateritic soils. Low winter-wet areas, swamps, clay flats.

BUS / CO / DA / HA



Acacia lasiocarpa
PANJANG

Shrub, 0.15-1.5(-2.5) m high. Fl. yellow, May to Oct. Variety of soils, laterite. Winter-wet areas, swamps, coastal dunes & flats.

BUN / CA / HA  



Acacia lateriticola

Erect or spreading, branching or slender, ferny-leaved shrub, 0.4-1.5 m high. Fl. yellow/cream, May to Oct. Lateritic soils.

BUS / CA / CO / DA / HA  

*Acacia nervosa*

RIB WATTLE

Erect or sprawling shrub, 0.2-0.5(-0.7) m high. Fl. yellow, Jun to Oct. Mainly lateritic gravelly soils.

BUS / CA / CO / DA / HA

*Acacia obovata*

Erect, densely branched shrub, 0.3-0.6(-1) m high. Fl. yellow-cream-white, Mar to Sep. Lateritic soils.

BUS / CA / CO / DA

*Acacia semitrullata*

Slender, erect, pungent shrub, (0.1-)0.2-0.7(-1.5) m high. Fl. cream-white, May to Oct. White/grey sand, sometimes over laterite, clay. Sandplains, swampy areas.


BUN / BUS / CA / CO / DA / HA

*Acacia stenoptera*

NARROW WINGED WATTLE

Sprawling, scrambling or erect tangled, prickly shrub, 0.2-0.7(-1.5) m high. Fl. cream-yellow, Mar to Dec. Mainly in sandy, frequently lateritic soils. Variety of habitats.


BUN / BUS / CA / CO / HA

*Adenanthos barbiger*

HAIRY JUGFLOWER

Lignotuberous shrub, 0.2-1 m high. Fl. red, Feb or Jul to Dec. Laterite, gravel, sand, sandy clay. Jarrah forest.

BUS / CA / HA

*Adenanthos meisneri*

PROSTRATE WOOLLYBUSH

Erect or semi-prostrate, lignotuberous shrub, 0.2-1.5(-2) m high. Fl. red/pink/purple/cream-purple, Jul to Dec or Jan to Feb or Apr. White/grey or brown sand, gravel.

BUN / BUS / CA / DA / HA



SMALL SHRUBS - UP TO 1.5 HIGH



Atriplex cinerea
GREY SALTBUSH

Monoecious or dioecious, erect to spreading shrub, 0.2-1.5(-2) m high. Fl. cream-yellow/other, Sep to Oct or Dec. Saline sand. Coastal areas, limestone cliffs, salt lakes, sand dunes.

BUN / BUS



Banksia dallanneyi
COUCH HONEYPOT

Shrub, to 0.5 m high. Fl. cream-yellow-brown-pinkgreen, May to Oct. Sand or sandy loam, laterite, granite, limestone, quartzite. Flats, rises.

BUS / CA / CO / DA / HA



Banksia nivea
HONEYPOT DRYANDRA

Shrub, 0.15-1.5 m high. Fl. cream-yellow-orange-pink/red-brown, Apr or Jul to Nov. Sandy soils, gravel, laterite, granite.

BUS



Boronia spathulata
BORONIA

Erect, slender shrub, 0.15-1 m high. Fl. pink-red, Jan to Dec. Sandy soils. Dunes, damp or wet places, flats.

BUS / CO



Bossiaea eriocarpa
COMMON BROWN PEA

Erect or straggly & spreading shrub, 0.2-1 m high. Fl. yellow & brown/red, Jul to Nov. Usually on sandy soils.

BUN / BUS / CA / CO / DA / HA



Bossiaea pulchella
BRANCHING FRINGE LILY

Much-branched shrub, 0.4-1.5 m high. Fl. yellow/orange & brown/red, Aug to Sep. Lateritic gravelly soils.


BUS / DA

IMAGE UNAVAILABLE

Calothamnus lateralis

Erect & slender shrub, 0.4-1.5(-2.5) m high. Fl. red, Jan or May to Dec. Grey or black peaty sand, clay. Swamps or winter-wet depressions.

BUN / BUS / CA / CO / HA

*Calytrix flavescens*

SUMMER STARFLOWER

Shrub, 0.3-0.8 m high. Fl. yellow, Jan to Dec (usually Oct-Jan). White, grey or yellow sand, often over laterite, granite or sandstone. Undulating sandplains, gentle slopes, sometimes in swampy areas.

BUN / BUS / CA / CO / HA

*Chorizema cordatum*

HEART-LEAF FLAME PEA

Erect, straggling or climbing shrub, 0.3-1.5 m high. Fl. yellow & orange & red/pink, Jul to Dec. Grey-brown sandy gravel, red-brown sandy loam or clay, over granite or laterite. Near rock outcrops, on hills, along streams and watercourses, winter-wet flats.

BUN / BUS / CA /
CO / DA / HA*Chorizema nanum*

Slender erect or spreading to decumbent shrub, to 0.4 m high. Fl. yellow & pink, May or Aug to Nov. Sandy soils, clay loam.

BUS / HA

*Darwinia citriodora*

LEMON-SCENTED DARWINIA

Erect to prostrate shrub, 0.2-1.5(-3) m high. Fl. yellowgreen/red, May to Dec. Lateritic or granitic soils. Granite outcrops, hills.

BUS / CO / DA / HA

*Eutaxia virgata*

Erect or straggling, slender shrub, 0.3-1(-1.5) m high. Fl. yellow/orange & red/brown, Aug to Dec or Jan to Feb. Sandy & clayey soils. Swampy areas.

BUN / BUS / CA / CO / DA

SMALL SHRUBS - UP TO 1.5 HIGH



Frankenia pauciflora
SEAHEATH

Prostrate to ascending shrub, 0.08-0.5 m high. Fl. pink/white, Jun to Dec or Jan to Feb. Sandy, often saline soils. Coastal limestone, saline flats, salt lakes.

BUN / BUS



Gastrolobium capitatum
BACON AND EGGS

Prostrate to low, bushy shrub, to 1 m high. Fl. orange-yellow, Jun to Sep. Sandy to loamy soils, laterite, granite. Slopes, outcrops, swampy areas, plains.

BUN / BUS / CO / HA



Gastrolobium celsianum
SWAN RIVER PEA

Prostrate, scrambling or bushy ascending shrub, to 1.2 m high. Fl. red, Aug to Nov. Sandy gravel. Along watercourses, flats, moist depressions.

BUS / HA



Gompholobium capitatum
YELLOW PEA

Slender, erect or ascending shrub, 0.2-1 m high. Fl. yellow, Sep to Dec or Jan. Sand, laterite. Swampy areas, river banks, ridges.

BUS / CA / CO / DA / HA



Gompholobium confertum
GLORY PEA

Erect shrub, 0.15-1(-1.2) m high. Fl. blue-purple, Aug to Dec or Jan to Mar. Sandy soils, sometimes over laterite. Undulating plains, winter-wet areas.

BUS / CA / DA / HA



Guichenotia ledifolia

Spreading shrub, 0.4-1.5(-2) m high. Fl. blue-purple/pink, Jul to Oct. Sandy, rocky clay. Coastal limestone, sandplains, granite rocks.

BUS / HA





Hakea lissocarpa
HONEY BUSH

Erect or sprawling, pungent, lignotuberous shrub, 0.4-1.5(-3) m high. Fl. white-cream/yellow/pink, May to Sep. White, grey or yellow sand, sandy loam, granitic soils, laterite.

BUS / CA / CO /
DA / HA



Hibbertia cunninghamii
GOLDEN GUINEA FLOWER

Sprawling, straggling or ascending shrub, 0.2-0.7 m high. Fl. yellow, Aug to Dec. Sandy soils, loam, laterite. Swampy areas, floodplains, granite outcrops.

BUN / BUS / CA / CO / DA / HA



Hibbertia racemosa
STALKED GUINEA FLOWER

Erect or ascending, spreading shrub, 0.1-0.75 m high. Fl. yellow, Jul to Dec. Grey, white or yellow sand. Coastal areas: dunes, plains & limestone.

BUN / BUS / CA / CO / HA



Hovea chorizemifolia
HOLLY-LEAVED HOVEA

Erect, slender, prickly shrub, 0.1-0.6 m high. Fl. bluepurple, May to Oct. Sand, laterite, gravel. Hills, breakaways, granite outcrops.


BUS / CA / CO / DA / HA



Hypocalymma angustifolium
WHITE MYRTLE

Erect, multi-stemmed shrub, to 1.5 m high. Fl. white-cream, Jun to Oct. Grey to white sand, peaty soils, sandy clay, sandstone. Flats, swamps, along watercourses, near permanent fresh-water springs, outcrops, hillsides.

BUN / BUS / CA /
CO / DA / HA



Hypocalymma robustum
SWAN RIVER MYRTLE

Erect shrub, 0.4-1(-1.5) m high. Fl. pink/pink-red, Jun to Nov. Gravelly lateritic soils, sandy soils. Undulating terrain, ridges.

BUN / BUS / CA / DA / HA



SMALL SHRUBS - UP TO 1.5 HIGH



Hypocalymma strictum

Shrub, 0.2-1.5 m high. Fl. pink-white, Jan to May or Aug or Oct to Nov. Sand. Sandplains, low-lying flats.

BUS



Jacksonia lehmannii

Erect or spreading shrub, 0.15-0.5 m high. Fl. yellow & orange/red, Aug to Nov. White, grey or yellow sand, often over laterite. Sandplains.

BUS / CA / DA



Kunzea micrantha

Erect shrub, 0.35-1.5(-3) m high. Fl. pink-purple/whitecream, Sep to Dec. Sand, clay, loam or peaty soils. Winter-wet depressions, temporary marshes.

BUN / BUS / CA / DA / HA



Lechenaultia biloba

BLUE LECHENAULTIA

Diffuse, ascending shrub, 0.15-1(-1.6) m high, with distinctive large corolla wings. Fl. blue, Jul to Dec. Lateritic or granitic soils. Hills, outcrops, flats.

BUS / CA / CO / DA / HA




Lechenaultia floribunda

FREE-FLOWERING LECHENAULTIA

Diffuse, ascending shrub, 0.15-1 m high. Fl. blue/white, Aug to Dec. White/grey or yellow sand.

BUN / BUS / CO



Leucophyta brownii

CUSHION BUSH

Erect, compact shrub, to 1 m high. Fl. yellow, Dec or Jan to Feb. White or grey-white sand over limestone, brown sand or brown sandy clay over granite. Coastal foredunes, rock crevices in cliffs, base of cliffs, salt marshes.

BUN / BUS





Melaleuca parviceps

ROUGH HONEY-MYRTLE

Shrub, to 0.6 m high. Fl. pink, Dec. Red-brown clayloam. Disturbed eucalypt woodland.

BUS / CA / CO / DA / HA

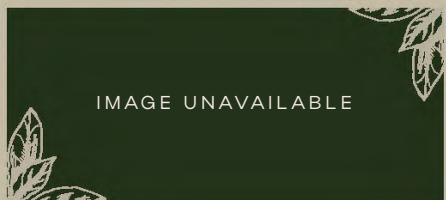


IMAGE UNAVAILABLE

Melaleuca pauciflora

Dense, rounded shrub, (0.2-)0.5-1.5(-3) m high. Fl. white/cream, Dec or Jan to Mar. Sand. Winter-wet flats, estuaries, swamps.

BUN / BUS / CA /
CO / DA / HA



Melaleuca trichophylla

PRETTY HONEY MYRTLE

Straggly or rounded shrub, 0.15-1 m high. Fl. pink-purple, Aug to Dec. White/grey/orange sand, gravel, laterite. Sandplains, hillsides.

BUS / CA / CO / HA



Myoporum oppositifolium

TWIN-LEAF MYOPORUM

Erect slender or sprawling shrub, 0.4-1.5 m high. Fl. white/white-purple, Aug to Dec or Jan or Mar to Apr. Sandy soils, loam. Coastal areas, along creeks & rivers.

BUS



Pimelea ferruginea

PINK RICE FLOWER

Erect dense shrub, 0.3-1.5 m high. Fl. pink, Aug to Dec or Jan to Feb. Grey or white sand. Coastal sand dunes & rocky headlands (limestone & granite).

BUN / BUS



Pimelea rosea

ROSE BANJINE

Erect shrub, 0.3-1 m high. Fl. pink/red-purple, Jul to Dec. Sand, sandy clay, gravel. Coastal sand dunes & plains, limestone or granitic rises.

BUN / BUS / CA / DA / HA



SMALL SHRUBS - UP TO 1.5 HIGH



Poranthera huegelii

Erect, slender shrub, (0.05-)0.1-0.4(-0.6) m high. Fl. white, Sep to Dec. Sand, sandy clay, lateritic gravel. Plains, gentle slopes.

BUS / CA / CO / DA / HA



Pultenaea brachytrypis

Erect shrub, to 1.5 m high. Fl. yellow/orange-red, Sep to Nov. Gravelly sands or clay, grey sandy loam, laterite, granite. Slopes, ridges, plateaus, along creeks.

BUS



Scaevola crassifolia

THICK-LEAVED FAN FLOWER

Erect or decumbent, viscid shrub, 0.1-1.5 m high. Fl. blue/white, Jul to Dec or Jan to Feb. Sand. Coastal dunes, plains & limestone cliffs.

BUN / BUS / CA



Thomasia cognata

Multi-stemmed shrub, 0.1-0.7 m high. Fl. pink-purple, Aug to Nov. White/grey or yellow sand. Coastal limestone & dunes.

BUS / HA



Thomasia foliosa

LEAFY PAPER FLOWER

Multi-stemmed shrub, 0.2-1(-2) m high. Fl. white/pink-purple, May to Nov. Usually lateritic gravelly or granitic soils.

BUS / CO



Thomasia triphylla

Multi-stemmed shrub, 0.3-1.2 m high. Fl. pink-purple/white, Jul to Nov. Calcareous sand. Coastal limestone & dunes.

BUS / HA





Thryptomene saxicola

ROCK THRYPTOMENE

Spreading shrub, 0.3-1.5 m high. Fl. white/pink, Feb to Nov. Sandy or loamy soils. Granite outcrops & hills.

BUS



Verticordia plumosa

PLUMED FEATHER-FLOWER

Shrub, 0.2-1.5 m high. Fl. pink-blue-purple-red-white, Jul to Dec or Jan to Feb. Sandy or clayey soils, gravel, granite. Seasonally wet situations, rock outcrops, undulating plains, hills, road verges.

BUS / CA / CO / DA



Xanthorrhoea brunonis

Perennial tree-like monocot, to 1.5 m high, trunk none or up to 0.1 m, scape length 0.35-1.5 m, spike length 0.1-0.3 m. Fl. white-cream, Oct to Dec. Sand, sandy clay, laterite.

BUN / BUS / CA / DA



Tawny Frogmouth

BY CLINT CONNER



Native Fly

BY CLINT CONNER

MEDIUM SHRUBS - UP TO 3.5 HIGH



Acacia alata
WINGED WATTLE

Shrub, 0.3-2.1 m high. Fl. white-cream/yellow/pink, Apr to Dec. Variety of soils. Near water, rocky hills, breakaways, salt pans, clay flats.

BUS / CO / DA / HA



Acacia browniana
BROWN'S WATTLE

Shrub, 0.2-2 m high. Fl. cream-yellow, May or Jul to Nov. Grey sand, loam, gravel, laterite. Damp areas, near swamps & creeks, flats, ridges, rises, hills, granite outcrops.

BUS / CO / DA / HA



Acacia cochlearis
RIGID WATTLE

Bushy, erect to sprawling, pungent shrub, (0.3-) 0.5-3 m high. Fl. yellow, Jul to Oct. White, yellow or red sand. Coastal or near coastal sandplains & sand dunes.


BUN / BUS / CA



Acacia dentifera
TOOTH-BEARING ACACIA

Erect, loose shrub, 0.6-3 m high. Fl. yellow, Aug to Nov. Often in lateritic or granitic gravelly soils.

CA / HA



Acacia divergens
SAIL-BOAT WATTLE

Diffuse, open & slender, spiny shrub, 0.4-2.5 m high. Fl. yellow/cream, Aug to Nov. Variety of habitats, often along watercourses or near swamps.

BUS / CA / CO / DA / HA



Acacia extensa
WIRY WATTLE

Erect, slender shrub, (0.5-)1-2(-3) m high. Fl. yellow, Aug to Oct. Often on sandy & sandy lateritic soils. Damp areas, along watercourses, near swamps.

BUN / BUS / CA /
CO / DA / HA



*Acacia littorea*

SHARK TOOTH WATTLE

Dense, pungent shrub, (0.3-)0.5-3 m high. Fl. yellow, Aug to Nov. White/grey sand. Coastal limestone & dunes.

BUS

*Acacia myrtifolia*

MYRTLE WATTLE

Glabrous, bushy shrub, 0.5-3 m high. Fl. cream-yellow, May to Dec or Jan. Frequently on sand or gravelly sand.

BUS

*Acacia pulchella*

PRICKLY MOSES

Shrub, 0.3-3 m high. Fl. yellow, May to Dec. Sandy soils, clay loam over laterite. Low-lying areas, swamps, near watercourses.

BUN / BUS / CA /
CO / DA / HA*Acacia truncata*

WEST COAST WATTLE

Usually dense, domed shrub, 0.5-2.3 m high. Fl. yellow, Jun to Sep. Sandy soils. Coastal limestone & dunes.


HA

*Acacia urophylla*

NET-LEAVED WATTLE

Erect, slender, open shrub, (0.6-)1-3(-5) m high. Fl. yellow/cream-white, May to Oct. Often in lateritic soils. Along creeks & rivers, damp places.

BUS / CA / CO / DA / HA

*Allocasuarina humilis*

DWARF SHEOAK

Dioecious or monoecious, erect or spreading shrub, 0.2-2 m high. Fl. red/orange-brown, May to Nov. Sand, often over laterite, sandy clay, gravel. Sandplains, sand dunes.

BUN / BUS / CA /
CO / DA / HA

MEDIUM SHRUBS - UP TO 3.5 HIGH



Allocasuarina thuyoides

HORNED SHEOAK

Monoecious or dioecious shrub, 0.3-2 m high, cone with long spines. Fl. Jan to Dec. Sandy soils, clay. In heath on lateritic foothills & sandplains.

BUS / CO



Alyogyne huegelii

LILAC HIBISCUS

Shrub, to 4 m high. Fl. white/cream/red/blue/purple, Jun or Aug to Dec or Jan. Calcareous sands, clay, laterite, granite, limestone. Variety of habitats.

BUS




Alyxia buxifolia

DYSENTERY BUSH

Erect, rigid or spreading shrub, 1-3 m high. Fl. white-cream/cream-orange, Jan to Dec (mainly May to Dec). Variety of soils.

BUN / BUS / CA / HA



Anthocercis littorea

YELLOW TAILFLOWER

Erect or rarely sprawling shrub, 0.6-3(-4) m high. Fl. yellow, Jan to Dec (mainly 6-11). Calcareous sand. Coastal limestone, sand dunes & sandplains.

BUN / BUS / CA / HA




Astartea scoparia

COMMON ASTARTEA

Shrub, to 1.8 m high. Loam, sand.

BUS / CA / CO /
DA / HA



Atriplex isatidea

COAST SALTBUUSH

Monoecious, erect shrub, 0.5-2.5 m high. Fl. mainly Mar to Jun. White sand. Coastal dunes.

BUN / BUS





Beaufortia sparsa

SWAMP BOTTLEBRUSH

Shrub, 1-3 m high. Fl. red-orange, Jan to Apr or Sep to Nov. Sand. Swampy areas, river banks.

BUS / CA



Beaufortia squarrosa

SAND BOTTLEBRUSH

Shrub, 0.5-2 m high, fruit 4-6 mm long. Fl. red-orange-yellow, Jan to May or Aug to Dec. White, grey or yellow sand, sometimes over limestone, laterite. Sandplains, associated with winter-wet depressions.

BUS / HA

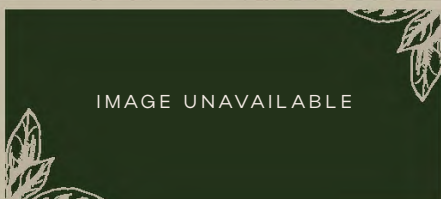


IMAGE UNAVAILABLE

Beyeria viscosa

PINKWOOD

Shrub, to 3 m high, to 4 m wide. Fl. Jul to Sep. Nearcoastal sand & limestone.

BUS




Boronia alata

WINGED BORONIA

Upright, spreading shrub, 0.3-2(-3) m high. Fl. pink-white, Jul to Dec. Coastal sand & limestone. Dunes, cliffs.

BUS




Boronia heterophylla

KALGAN BORONIA

Erect, slender shrub, 1-3(-5) m high. Fl. red/pink, Sep to Nov. Sandy soils. Wet flats & places, river banks.

BUS




Boronia megastigma

SCENTED BORONIA

Erect, slender, scented shrub, 0.2-2 m high. Fl. brown & yellow/green, Jul to Oct. Peaty sand. Winter-wet swamps.

BUS / CA / CO / HA

MEDIUM SHRUBS - UP TO 3.5 HIGH



Bossiaea linophylla

NARROW-LEAF WATER BUSH

Erect shrub, (0.4-)0.7-2.2 m high. Fl. yellow & red, Jul to Dec. Sandy soils. Coastal limestone & dunes, granite rocks.

BUS / CO / HA



Callistemon glaucus

ALBANY BOTTLEBRUSH

Slender, erect shrub, 1-3 m high. Fl. red, Sep to Dec. White or grey sand, clay. Swampy flats.

BUS / CO



Calothamnus graniticus

GRANITE CLAW FLOWER

Shrub, 1-2.5 m high. Fl. red, May to Aug. Skeletal sandy soils, clay, laterite. Granite outcrops, hillsides.

BUS / CO



Calothamnus quadrifidus

ONE-SIDED BOTTLEBRUSH

Erect, compact or spreading shrub, (0.5-)0.9-2(-3) m high. Fl. red/white-yellow, Jun to Dec. Wide variety of soils & habitats.

BUS / CA



Calothamnus sanguineus

SILKY-LEAVED BLOOD FLOWER

Erect to open spreading shrub, 0.2-2 m high. Fl. red, Mar to Nov. Sandy or lateritic soils. Sandplains, limestone ridges, rocky outcrops.

BUS / CA / DA / HA



Daviesia cordata

BOOKLEAF

Erect, slender shrub, 0.5-2 m high. Fl. yellow/orange & red/brown, Jul to Dec or Jan. Lateritic or granitic soils. Undulating plains, hills, ridges.

BUS / CO / DA / HA






Daviesia divaricata

MARNO

Erect shrub or tree (small), 0.3-3 m high. Fl. yellow/orange/red/purple/brown, Jun to Nov. White, grey or yellow sand over limestone, laterite. Sandplains, rocky outcrops, slopes, roadsides.

BUS / CA / HA



Daviesia horrida

PRICKLY BITTER-PEA

Divaricate shrub, 0.3-2 m high. Fl. yellow/orange & red/brown, Jul to Nov. Laterite or granite. Outcrops, rocky hillsides, flats.

BUS / CO / DA



Daviesia physodes

Erect open shrub, 0.4-1.8 m high. Fl. yellow/orange & red/pink, Jul to Nov. Sandy soils over laterite or limestone. Plains, hills, winter-wet flats.

BUN / BUS / CA / DA / HA



Diplolaena dampieri

SOUTHERN DIPLOLAENA

Rounded, erect, bushy shrub, 0.5-2 m high, leaves elliptic, glabrous above when mature, involucre bracts with grey indumentum. Fl. red-orange, Jul to Nov. Sand. Coastal limestone & dunes, granite rocks.

BUN / BUS / CA / HA

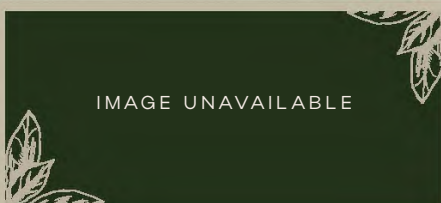



IMAGE UNAVAILABLE

Dodonaea aptera

COAST HOP-BUSH

Erect to spreading shrub, 0.5-3.5 m high. Fl. mainly Apr to Jul. Sand. Coastal limestone areas.

BUN / BUS / HA



Dodonaea ceratocarpa

HORNY HOP-BUSH

Spreading to erect shrub, 0.15-2.5 m high. Fl. creamgreen, mainly May to Oct. Sandy soils. Granite outcrops & hills, coastal limestone.

BUS / CO



MEDIUM SHRUBS - UP TO 3.5 HIGH



Eremophila glabra

TAR BUSH

Shrub, 0.1-3 m high. Fl. green-yellow-orange-red-brown, Mar to Dec. Sand to clay soils, sometimes saline, stony loam, limestone. Winter-wet depressions, sandplains & dunes.

BUN / CA



Eutaxia myrtifolia

EGG AND BACON PLANT

Prostrate to erect shrub, to 2 m high. Fl. orange-yellow/red, Feb or May or Jul to Dec. Black/white peaty sand, sandy clay loam, gravel, granite, quartzite. Rocky outcrops, moss swards, coastal wetlands, swamps, creekbanks.

BUS



Gastrolobium spinosum

PRICKLY POISON

Low and bushy to erect and open, prickly shrub, to 3.5 m high. Fl. yellow/orange/red, May or Aug to Dec or Jan. Sandy and clayey soils, gravel, laterite, granite. Stony slopes, outcrops, breakaways.

BUS / DA / HA



Grevillea ripicola

COLLIE GREVILLEA

Spreading, much-branched, non-lignotuberous shrub, 0.6-2(-3) m high, to 4 m wide. Fl. red/red-orange, Jan or Mar to Apr or Nov to Dec. Sandy clay, clay or gravelly loam. Swampy flats, granite outcrops, along watercourses.

CO



Grevillea trifida

Spreading, spiny shrub, 0.3-1.7 m high. Fl. white-cream, Jul to Dec or Jan to Feb. Sandy or gravelly soils, sometimes swampy.

BUS / CA / CO / DA



Grevillea vestita

Erect, spreading, prickly shrub, 0.5-3(-4.5) m high, up to 3.5 m wide. Fl. white-cream/pink, Jan to Nov. Red or yellow sand, granite, limestone. Sandplains.

BUS / CA / CO





Hakea amplexicaulis
PRICKLY HAKEA

Erect, slender, lignotuberous shrub, 1-3 m high. Fl. white/cream-pink, Aug to Oct. Clay, loam, gravel, laterite.

BUS / CA / CO / DA / HA



Hakea ceratophylla
HORNED LEAF HAKEA

Erect to spreading, lignotuberous shrub, (0.3-) 0.5-2 m high. Fl. brown-red, Sep to Dec. Grey/brown or black sand, loam, gravel. Seasonally wet flats, granite outcrops.

BUS / CO / DA



Hakea cyclocarpa
RAM'S HORN

Spindly, lignotuberous shrub, 1-2.5 m high. Fl. white & red/brown, Aug to Oct. Sand, clay, gravel, laterite.

BUS / CA / DA / HA



Hakea prostrata
HARSH HAKEA

Erect to spreading or prostrate, non-lignotuberous shrub, 1-3 m high. Fl. white-cream, Jul to Oct. Sandy soils, often over laterite, loam, gravel. Hillslopes, granite outcrops, coastal dunes.


BUS / CA / HA



Hakea ruscifolia
CANDLE HAKEA

Lignotuberous shrub, 0.5-3 m high. Fl. white, Dec or Jan to Apr or Jun. White, grey or red/brown sand, gravelly clay, laterite.

BUS / CO / HA



Hakea sulcata
FURROWED HAKEA

Erect, non-lignotuberous shrub, 0.4-2 m high. Fl. white-cream, Aug to Nov. Sandy soils over laterite, clay.

BUS / CA / CO /
DA / HA



MEDIUM SHRUBS - UP TO 3.5 HIGH



Hakea trifurcata
TWO-LEAF HAKEA

Rounded or open, non-lignotuberous shrub, 1.5-3 m high, to 3.5 m wide. Fl. white/cream-pink, Apr to Oct. White, grey/brown sand over limestone or laterite, loam, gravel.

BUS / CO / HA



Hakea undulata
WAVY-LEAVED HAKEA

Erect, often straggly, non-lignotuberous shrub, 1-2 m high. Fl. white, Jul to Oct. White or grey sand, clay, loam, gravel, laterite.

CO



Hibbertia cuneiformis
CUT-LEAF HIBBERTIA

Erect or sprawling shrub, (0.5-)1-3 m high. Fl. yellow, Jan to Mar or Jun to Nov. White/grey sand, loamy soils. Coastal dunes, swampy plains.

BUN / BUS / CA / HA



Hibbertia serrata
SERRATE-LEAVED GUINEA-FLOWER

Erect, single-stemmed or straggling shrub, (0.1-)0.3-2 m high. Fl. yellow, Aug to Dec. Grey/black sand over limestone, lateritic or granitic soils. Variety of habitats.

BUS



Hovea elliptica
TREE HOVEA

Slender, erect shrub or tree, (0.4-)0.6-3 m high. Fl. blue-purple/white, Aug to Dec. Laterite, gravel, clay loam, sandy loam, sandy soils. Rocky slopes, granite outcrops, stabilized sand dunes, slopes, ridges.

BUS



Hovea pungens
DEVIL'S PINS

Erect, pungent shrub, 0.2-1.8 m high. Fl. blue-purple, May to Nov. Shallow soils on rock, sandy soils, laterite, gravel, clay & loamy soils. Granite outcrops, coastal limestone, flats, undulating sandplains.

BUS / CA





Hypocalymma cordifolium
GOLDEN VEIL

Erect or decumbent shrub, 0.2-2(-6) m high. Fl. white/pink, Sep to Dec or Jan to Feb or May or Jul. Sand, sandy loam, peaty sand, granite, laterite. Along watercourses, seasonally wet flats.

BUS / CO / HA



Isopogon formosus
ROSE CONEFLOWER

Shrub, 0.2-2 m high. Fl. pink-purple/red, Jun to Dec. Sandy soils, laterite, granite. Swampy areas, outcrops, rocky rises, undulating sandplains.

BUS / CA



Jacksonia horrida

Erect or spreading to prostrate shrub, 0.1-2.5 m high. Fl. yellow & orange/red, Jan to Mar or Jun or Aug or Oct to Dec. Sandy soils. Coastal areas, sand dunes, seasonally-wet areas.


BUN / BUS / CA /
CO / DA / HA



Kunzea ciliata

Spreading shrub, (0.3-)0.7-2.5(-3.5) m high. Fl. pink. Oct to Nov. Loamy sand. Granite slopes, gneiss outcrops.

BUS



Kunzea recurva

Erect or ascending shrub, 0.3-2 m high. Fl. pink/purple-red, Aug to Dec. Variety of soils. Winter-wet depressions, rocky slopes.

BUS / CA / CO / DA / HA



Kunzea rostrata

Shrub, to 3 m high. Fl. pink, Oct to Nov. Grey sand, peaty soils.

BUS / CA / DA / HA



MEDIUM SHRUBS - UP TO 3.5 HIGH



Leucopogon parviflorus
COAST BEARD-HEATH

Erect, densely branched shrub or tree, (0.2-) 0.3-3 (-5) m high. Fl. white, Feb to Mar or Jun to Oct. Sandy soils over limestone or granite. Coastal dunes & limestone.

BUS / CA / HA



Logania vaginalis
WHITE SPRAY

Erect to weakly erect shrub, (0.1-)0.5-2.5(-4) m high. Fl. white, Sep to Nov. White sandy soils over limestone or granite, red sand, lateritic soils. Typically in disturbed areas, coastal & near-coastal areas.

BUS / HA



Macrozamia riedlei
ZAMIA

Tree or (cycad), 0.5-3 m high, small, usually trunkless; leaves few, glossy, flat or openly keeled, narrow leaflets; short cones. Fl. Sep to Oct. Lateritic soils. Jarrah forests.

BUS / CA / CO / HA



Melaleuca densa
LEMON HONEY-MYRTLE

Pendulous shrub, 0.4-3 m high. Fl. cream-yellow, Oct to Nov. Sand, clay. Seasonally wet flats, swamps, along rivers.


BUS / HA



Melaleuca lateritia
ROBIN REDBREAST BUSH

Erect, compact shrub, to 2.5 m high. Fl. red-orange, Sep to Dec or Jan to Apr. Black, grey or brown clay, dark brown sandy loam, yellow brown sandy clay, granite. Swampy areas.

BUN / BUS / CA / CO / DA / HA



Melaleuca systena
COASTAL HONEY-MYRTLE

Erect to spreading shrub, (0.25-)0.5-2(-3) m high. Fl. yellow-cream, Feb to Mar or Aug to Dec. Sand over laterite, yellow/orange sand over limestone. Coastal stabilised dunes & rocky limestone.

BUN / BUS / HA






Melaleuca thymoides

Shrub, (0.2-)0.4-2 m high. Fl. cream-yellow, Sep to Dec or Jan. Sandy soils, often over laterite or granite. Winter-wet depressions, granite hills, sand dunes.

BUN / BUS / CA / DA / HA



Mirbelia dilatata

HOLLY-LEAVED MIRBELIA

Erect or semi-weeping, prickly shrub, 0.5-3 m high. Fl. pink-violet-purple, Sep to Dec or Jan. Gravelly soils, laterite, sandy soils.

BUS / CA / CO /
DA / HA



Myoporum caprarioides

SLENDER MYOPORUM

Erect, slender, compact or sprawling shrub, (0.3-)0.5-3 m high. Fl. white/white-blue-pink, Feb or Apr or Jun or Aug to Dec. White-grey to black sand, peaty sand, clay loam. Seasonally wet flats, swamps, sand dunes, limestone ridges, coastal areas.

BUN / BUS / DA / HA



Olearia axillaris

COASTAL DAISYBUSH

Erect, much-branched shrub, (0.2-)0.5-3 m high. Fl. white-cream-yellow, Jan to Jul or Nov to Dec. White/grey or red sand, loam. Coastal limestone & sand dunes, rocky hillsides.

BUN / BUS / CA /
CO / HA



Pericalymma ellipticum

SWAMP TEATREE

Erect shrub, to 3 m high. Fl. white-pink, Oct to Dec or Jan. Leached sand with some clayey sands, lateritic soils. In elevated areas on seasonally swampy platforms.

BUN / BUS / CA /
CO / DA / HA



Pimelea argentea

SILVERY LEAVED PIMELEA

Erect shrub, 0.4-2 m high. Fl. cream-yellow/white-green, Jul to Nov. Sand or sandy clay. Coastal sand dunes, often associated with granite, watercourses or lakes.

BUS / CA



MEDIUM SHRUBS - UP TO 3.5 HIGH



Podocarpus drouynianus
EMU BERRY

Tree or shrub (or conifer), 0.75-3 m high, dioecious; female cone solitary, with 2 separate ovules; seed 1, with fleshy receptacle. Fl. Aug to Dec or Jan to Apr. White or grey sand, sandy loam or gravelly loam. Lower slopes or lowlands, near creeks.

BUN / BUS / CA



Pultenaea pinifolia

Erect, slender shrub, 1-3 m high. Fl. yellow-orange, Oct to Nov. Loam or clay. Floodplains, swampy areas.

BUS



Pultenaea reticulata

Erect shrub, (0.2-)-0.5-2(-3) m high. Fl. yellow/orange & red/brown, Aug to Dec. Sandy soils. Usually in winter-wet depressions.

BUS / HA



Pultenaea skinneri
SKINNER'S PEA

Slender shrub, 1-2 m high. Fl. yellow/orange & red, Jul to Sep. Sandy or clayey soils. Winter-wet depressions.

BUN / BUS / CA / CO / HA



Regelia ciliata

Erect shrub, (0.3-)-0.8-2(-3) m high. Fl. pink-purple, Jan to Dec (mainly 11-2). White or grey sand. Winter-wet depressions.

BUS / HA



Rhagodia baccata
BERRY SALTBUCH

Spreading shrub, 0.3-2 m high. Fl. cream-yellow/green, Feb or Apr to May or Oct to Dec. White-grey sand, limestone, granite. Sand dunes, coastal rocky areas, hills.

BUN / BUS / CA



*Scaevola nitida*

SHINING FANFLOWER

Erect shrub, 0.3-3 m high. Fl. blue-purple, Aug to Dec. White or grey sand, clay. Coastal limestone cliffs & dunes.

BUS

*Solanum symonii*

KANGAROO APPLE

Erect shrub, 0.7-2(-5) m high. Fl. blue-purple, Aug to Nov or Jan to Mar. Sandy soils. Coastal limestone & sand dunes.


BUS / HA

*Taxandria fragrans*

FRAGRANT AGONIS

Shrub, to 2 m high. Fl. Feb to May. Grey sand, dark brown sandy loam, acid peaty sand, laterite. Seasonally water-logged margins of valleys, swamps, waterways.

BUS / HA

*Taxandria parviceps*

TEA TREE

Erect shrub, to 3(-4) m high. Fl. white, Jul to Oct. Sandy clay loam, black peaty sand, grey clay, laterite, quartzite, granite. Margins seasonally-wet areas, sand dunes, flats.

BUS / CA / DA

*Thomasia macrocarpa*

LARGE FRUITED THOMASIA

Erect, spreading shrub, 0.6-2 m high. Fl. pink-blue-purple/white, Aug to Nov. Loam. Granite or laterite slopes bordering creeks, hills.

BUS / DA

*Trymalium ledifolium*

STAR BUCKTHORN

Shrub, 0.3-2.5 m high. Fl. white-cream, Jun to Nov. Calcareous grey sand, clay, loam, gravel, granite, limestone, laterite. Ridges, outcrops, dunes.

BUS / CO / HA



MEDIUM SHRUBS - UP TO 3.5 HIGH



Verticordia densiflora
COMPACTED FEATHERFLOWER

Erect to spreading shrub, 0.25-2 m high. Fl. pink-purplewhite/cream-yellow, Sep to Dec or Jan to Feb. Sand, clay, loam & gravelly soils. Sandplains, low-lying flats & winter-wet areas.

BUS / CA / CO / DA



Xanthorrhoea gracilis
GRACEFUL GRASS TREE

Tufted, perennial tree-like monocot, to 2 m high, no trunk, scape length ca 1.5m, spike length ca 0.11m. Fl. white-cream, Oct to Dec or Jan. Lateritic loam, gravel, sand.

BUS / CA / CO / HA



Brush-tailed Phascogale
BY CLINT CONNER


LARGE SHRUBS - ABOVE 3.5 HIGH



Acacia cyclops
COASTAL WATTLE

Dense shrub or tree (rarely), 0.8-4(-7) m high. Fl. yellow, Sep to Dec or Jan to May. White/grey sand. Coastal sand dunes & limestone.

BUN / BUS / CA



Acacia rostellifera
SUMMER-SCENTED WATTLE

Dense shrub or tree, 1-6 m high. Fl. yellow, Jul to Oct or Dec. Mainly on consolidated sand dunes.

BUN / BUS



LARGE SHRUBS - ABOVE 3.5 HIGH



Acacia saligna
ORANGE WATTLE

Dense, often weeping shrub or tree, 1.5-6(-9) m high. Fl. yellow, Jul to Nov. Variety of habitats.

BUN / BUS / CA
CO / DA / HA



Banksia sessilis
PARROT BUSH

Prickly shrub or tree, 0.5-5(-8) m high. Fl. cream-yellow, Apr to Nov. White, grey or yellow sand, limestone, laterite, granite.

BUS / CA / CO



Banksia squarrosa
PINGLE

Prickly shrub, 1-4 m high. Fl. yellow, Jun to Nov. White or grey sand, gravelly clay or loam, laterite. Winter-wet flats, clay flats.

BUS / CA / CO



Bossiaea aquifolium
WATER BUSH

Shrub or tree, 0.6-8 m high. Fl. orange/yellow & red/brown, Jul to Nov. Clay loam, laterite, granite.

BUN / BUS / CO / DA / HA



Dodonaea viscosa
STICKY HOPBUSH

Shrub, 0.5-5 m high. Fl. Jun to Aug. Sand, loam & clay soils, granite. Arid & semi-arid areas, rocky hills, outcrops, breakaways, edges of lakes.

CO / DA



Eremaea pauciflora

Erect to spreading shrub, to 4 m high. Fl. orange/red/yellow, Jul to Dec or Jan. White, grey, yellow or brown sand, red-brown loam, sandy clay, gravel, laterite, limestone, granite. Undulating sandplains, low ridges, hillslopes, plateaus, moist depressions, breakaways, fringing salt marshes, roadverges.

BUS / CO / DA



LARGE SHRUBS - ABOVE 3.5 HIGH



Gastrolobium bilobum

HEART LEAF POISON

Bushy, erect shrub or tree (rarely), to 4 m high. Fl. yellow/orange. Aug to Dec. Sandy, clay or loamy soils over granite. Around rocky peaks and outcrops and along rivers.

BUS / CA / DA / HA



Gastrolobium ebracteolatum

Slender, erect shrub, to 4 m high. Fl. yellow/purple/red, Oct to Dec. Loam or sandy loam. Riverine areas, swampy woodlands.

BUN / BUS / CA / CO / DA / HA



Grevillea manglesioides

MANGLES GREVILLEA

Shrub, 0.9-4(-7) m high. Fl. red-green-yellow/white-cream, Feb or Jun or Aug to Dec. Yellow sand, sandy clay, sandy loam, ironstone. Swamps, winter-wet flats, creeklines.

BUS / CA / CO




Hakea falcata

SICKLE HAKEA

Erect, loose, non-lignotuberous shrub, 2-4 m high. Fl. white-cream-yellow/white-pink, Sep to Nov. Yellow-grey peaty sand, sandy clay. Winter-wet depressions.

BUS



Hakea lasianthoides

Erect, non-lignotuberous shrub or tree, (1-)1.5-3.5(-5) m high. Fl. white/cream, Sep to Nov. Sandy loam, sandy gravel. Damp habitats, ridge top.

BUS / HA



Hakea linearis

Shrub or tree, 0.6-4 m high. Fl. white-cream, Jan to May or Oct to Dec. Grey, brown or black sand, sandy clay. Seasonally-wet flats, granite rocks.

BUS






Hakea marginata

Erect to spreading, non-lignotuberous shrub, 1-5 m high. Fl. white, Aug to Oct. Sandy or gravelly loam, sandy clay, laterite, granite. Wet depressions, flats, swampy areas.

BUS / CA / CO / HA



Hakea oleifolia

DUNGYN

Erect shrub or tree, 2-10 m high. Fl. white, Aug to Oct. Grey or red/brown sand, peaty sand, sandy loam, clay, laterite, granite, limestone. Coastal sites.

BUS



Hakea varia

VARIABLE-LEAVED HAKEA

Erect or spreading shrub, 1-4 m high, to 3 m wide. Fl. white-cream/yellow, Jul to Nov. White, grey or red loamy sand, clay loam, laterite. Seasonally-wet flats.


BUN / BUS / CA / CO / DA / HA



Homalospermum firmum

Shrub or tree, (0.3-)1-4(-8) m high. Fl. white/pink. Aug to Dec. White, grey, yellow or black peaty sand, loam. Winter-wet depressions, swamps.

BUS / CO / HA




Jacksonia furcellata

GREY STINKWOOD

Prostrate to decumbent or weeping erect shrub, 0.4-4(-6) m high. Fl. yellow & orange/red, Oct to Dec or Jan to Mar. Sandy soils. Sandplains, rises, swampy depressions, river banks.

BUN / BUS / CA /
CO / DA / HA



Jacksonia sternbergiana

STINKWOOD

Erect, weeping shrub or tree, 1.5-5 m high. Fl. yellow-orange, Jan to Dec. Sandy soils. Along rivers & creeks, near swamps, flats, dunes.

BUN / HA



LARGE SHRUBS - ABOVE 3.5 HIGH



Kunzea glabrescens

SPEARWOOD

Shrub, 1.5-4 m high. Fl. yellow, Oct to Nov. Clay, sandy soils. Edges of swamps, lakes, rivers, moist depressions.

BUN / BUS / CA / CO / HA



Melaleuca huegelii

CHENILLE HONEYMYRTLE

Shrub or tree, 0.5-5 m high. Fl. pink/white/pink-purple, Sep to Dec or Jan. Sand. Limestone cliffs, coastal plains & dunes.

BUS / HA

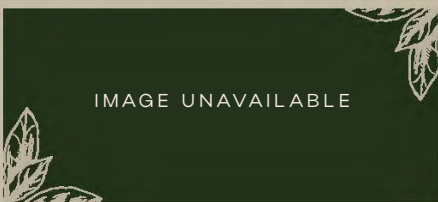


IMAGE UNAVAILABLE

Melaleuca incana

GREY HONEYMYRTLE

Shrub or tree, 0.4-5 m high. Fl. white-cream-yellow, May to Nov. Red-grey-brown sand, sandy clay over ironstone. Seasonally wet flats & depressions, swamps.

BUN / BUS / CA /
CO / DA / HA

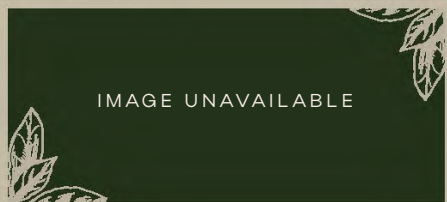


IMAGE UNAVAILABLE

Melaleuca o'sullivanii

Shrub, to 3.5 m high, bark papery, peeling. Fl. yellow/pink, Nov to Dec. Grey sand to clayey sand, brown clay loam, laterite. Flats, coastal areas, seasonal wetlands.

BUN / BUS / HA



Melaleuca teretifolia

BANBAR

Shrub or tree, 1-5 m high. Fl. white/cream/pink, Oct to Dec or Jan or Mar. Sandy soils, clay. Winter-wet depressions, swamps.

BUN / BUS / CA / HA



Melaleuca viminea

MOHAN

Shrub or tree, 0.6-5 m high. Fl. white-cream, Jul to Nov. Sandy or clayey soils. Near creeks or wet depressions, along watercourses, rocky coastal areas, flats.

BUN / BUS / CA / CO / HA





Myoporum insulare
BLUEBERRY TREE

Dense, low spreading or erect shrub or tree (occasionally), 0.25-5 m high. Fl. white, Jul to Dec or Jan to Feb. White/grey sand. Coastal dunes & limestone.

BUS



Paraserianthes lophantha
ALBIZIA

Shrub or tree, 1-10 m high, leaves bipinnate, leaflets opposite; flowers in racemes; stamens numerous, united basally. Fl. yellow/green-yellow, Apr to Oct. Sandy or granitic soils. Winter-wet depressions, near creeks or swamps, granite outcrops.

BUS / CA / CO / DA / HA



IMAGE UNAVAILABLE

Pittosporum ligustrifolium

Erect, spreading shrub or tree (small), 0.2-4.5 m high. Fl. white/yellow/cream, Mar or Jul to Sep or Dec. Grey soils, clayey sand, calcrete, sandstone, granite, laterite, limestone. Riverbanks, coastal areas, ridges, wet depressions.


BUS / CA



Spyridium globulosum
BASKET BUSH

Erect shrub, (0.3-)-0.6-5 m high. Fl. white, Jun to Nov. Sand. Coastal sand dunes & limestone.

BUN / BUS / HA



Taxandria juniperina
JUNIPER MYRTLE

Erect tree or shrub, to 27 m high. Fl. white, Feb to May. Grey to cream sand, brown clay loam, peat, gravel, laterite. Margins of winter-wet or permanent swamps or watercourses.

BUS / CA



Taxandria linearifolia
SWAMP PEPPERMINT

Small tree or shrub, to 5 m high. Fl. white, occasionally Mar to May or Sep to Dec. Loam, clay or sand, gravel, quartzite, laterite. Bordering swamps & watercourses.

BUS / CA / CO /
DA / HA



LARGE SHRUBS - ABOVE 3.5 HIGH



Templetonia retusa
COCKIES TONGUE

Much-branched shrub, 0.3-4 m high. Fl. red/white-yellow, Apr to Nov. White sand, red clay, brown and white gravel, limestone. Plateaus, coastal cliffs, hillsides, road verges.

BUN / BUS / HA



Viminaria juncea
SWISHBUSH

Erect, often weeping shrub, 1-4 m high. Fl. yellow, Oct to Dec or Jan. Sandy & clayey soils. Near lakes & swamps, river banks, winter-wet depressions.

BUN / BUS / CO
DA / HA



Xanthorrhoea preissii
BALGA

Perennial tree-like monocot, to 5 m high, trunk to over 3 m, scape length 0.6-1.0 m, spike length 1.5-2.5 m. Fl. white-cream, Jun or Aug to Dec. Grey to black sands, grey-brown loam, brown gravelly sandy clay, laterite, granite. Ranges, coastal plain, near watercourses.

BUS / CO / DA / HA



Quenda

BY CLINT CONNER



Jewel Beetle

BY CLINT CONNER

TREES

*Agonis flexuosa*

PEPPERMINT TREE

Medium tree or shrub. Fl. white, Jul to Dec. White or grey sand, sandy soils, laterite, limestone. Coastal sand dunes, granite outcrops, limestone areas.


BUN / BUS / CA / CO / HA

*Allocasuarina fraseriana*

SHEOAK

Dioecious, medium tree, bark fibrous, reddish-brown. Fl. brown, May to Oct. Lateritic soils, white, grey or yellow sand. Jarrah forest, sand dunes.

BUS / CA / CO / HA

*Allocasuarina huegeliana*

ROCK SHEOAK

Dioecious, medium tree, with dark, longitudinally fissured bark. Fl. red/brown, May to Dec or Jan. Associated with granite.


HA

*Banksia attenuata*

SLENDER BANKSIA

Lignotuberous medium tree, with epicormic buds. Fl. yellow, Oct to Dec or Jan to Feb. White, yellow, brown or pale red sand, sometimes over laterite. Sand dunes, sandplains.

BUN / BUS / CA / CO / HA

*Banksia grandis*

BULL BANKSIA

Medium tree, with epicormic buds. Fl. yellow-green, Sep to Dec or Jan. White or grey sand, laterite.

BUN / BUS / CA /
CO / DA / HA*Banksia ilicifolia*

HOLLY-LEAVED BANKSIA

Medium tree, with epicormic buds. Fl. red/orange/yellow/cream, Jan to Dec. White or grey sand, black sandy loam, limestone, granite, quartz. Consolidated dunes or low-lying flats.

BUN / BUS / CA / CO / HA

TREES



Banksia littoralis
SWAMP BANKSIA

Medium tree, with epicormic buds. Fl. yellow/orange-yellow, Mar to Aug. Grey or black peaty sand. Low-lying, seasonally damp areas, along watercourses.

BUN / BUS / CA /
CO / DA / HA



Banksia seminuda
RIVER BANKSIA

Medium to large tree. Fl. yellow/orange-yellow/red, Mar to Aug. Sand, loam. Coastal consolidated dunes near granite outcrops, along watercourses.

CO / HA



Callistachys lanceolata
WONNICH

Small tree. Fl. orange-yellow. Sep to Dec or Jan. Sandy soils. In damp areas: along watercourses, swamps.

BUS / CO / HA



Corymbia calophylla
MARRI

Large tree, bark rough, tessellated. Fl. white/pink, Dec or Jan to May. Red-brown clay loam, orange-brown sandy clay, gravel, grey sand over limestone, granite, laterite. Flats, hills, slopes, breakaways, wetlands, fringing salt marches, beside drainage lines.

BUN / BUS / CA /
CO / DA / HA



Corymbia haematoxylon
MOUNTAIN MARRI

Medium tree, bark rough, tessellated. Fl. white. Oct or Dec or Jan to Mar. Sandy soils over sandstone or lateritic duricrust. Breakaways, scarps.

BUS / CA / DA / HA



Eucalyptus cornuta
YATE

Large tree, bark rough. Fl. yellow-green, Jan to May or Jul to Nov. Sand, loam. Granite outcrops, moist valleys, winter-wet flats.

BUS





Eucalyptus decipiens
REDHEART

Medium tree, bark rough, flaky or ribbonry. Fl. white, Aug to Dec or Jan. White, yellow or grey sand, sandy clay, gravelly loam, laterite. Sandplains, hills, swamp margins, winter-moist sites.


BUS / HA



Eucalyptus diversicolor
KARRI

Large tree, bark smooth. Fl. white, May or Sep to Dec or Jan to Feb. Sandy loam. Hillsides.

BUS / CA



Eucalyptus gomphocephala
TUART

Large tree, bark rough, box-type. Fl. white, Jan to Apr. Sand over limestone. Coastal plains.


BUN / BUS / CA / DA / HA



Eucalyptus marginata
JARRAH

Large tree, bark rough fibrous. Fl. white-cream/pink, Jun to Dec or Jan. Grey sand, clay or sandy loam, laterite. Hills, rises.

BUN / BUS / CA /
CO / DA / HA



Eucalyptus megacarpa
BULLICH

Large tree, bark smooth. Fl. white, Apr to Nov. Sand, sandy loam, limestone. Hills, near swamps & streams.

BUS / CO / HA



Eucalyptus patens
SWAN RIVER BLACKBUTT

Large tree, longitudinally furrowed. Fl. white/cream, Jul to Aug or Nov to Dec or Jan to Feb. Gravelly soils, sandy clay, loam. Depressions, stream banks, valleys.

BUS / CO / HA



TREES



Eucalyptus rudis

FLOODED GUM

Large tree, bark rough, box-type. Fl. white, Jul to Sep. Sandy or loam soils. Wetter parts of south-western WA, flats, hillsides.

BUN / BUS / CA /
CO / DA / HA



Eucalyptus wandoo

WANDOO

Large tree, bark smooth, powdery or non-powdery. Fl. white-cream, Dec or Jan to May. Sandy loam, clay loam, gravel, laterite, granite. Stony rises, undulating terrain.

CO / DA / HA



Melaleuca cuticularis

SALTWATER PAPERBARK

Medium tree. Fl. white-cream, Aug to Nov. Alluvium, sand, clay. Winter-wet depressions, salt lakes, coastal areas, along watercourses.

BUN / BUS / CO / HA



Melaleuca preissiana

MOONAH

Medium tree. Fl. yellow-cream-white, Nov to Dec or Jan to Feb. Sandy soils. Swamps.

BUN / BUS / CA / CO / HA



Melaleuca raphiophylla

SWAMP PAPERBARK

Medium tree. Fl. white-cream, Jul or Sep to Dec or Jan. White or grey sand, clay soils, limestone. Saltmarshes, swamps, along watercourses.

BUN / BUS / CA /
CO / DA / HA



Xylomelum occidentale

WOODY PEAR

Small tree, with epicormic buds. Fl. cream-white, Dec or Jan to Feb. White or grey sand.

BUN / BUS / CO / CA / HA



SEDGES, RUSHES & GRASSES



Austrostipa compressa
COMPACT NEEDLE-GRASS

Tufted annual, grass-like or herb, 0.15-0.7 m high. Fl. green, Sep to Dec. White, grey, granitic or peaty sand, sandy clay. Coastal sand dunes, winter-wet flats.

BUN / BUS / CA / DA / HA



Austrostipa elegantissima
FEATHER SPEAR-GRASS

Rhizomatous, tufted decumbent perennial, grass-like or herb, 0.35-2(-3) m high. Fl. other, Aug to Dec or Jan. Sand, loam, clay, granite, occasionally saline.


HA



Austrostipa flavescens
COAST SPEAR-GRASS

Tufted perennial, grass-like or herb, 0.2-1.2 m high. Fl. green-yellow, Sep to Oct. Grey, red or calcareous sand, sandy loam, limestone. Sand dunes.

BUS / CA / HA



Bolboschoenus caldwellii
MARSH CLUB-RUSH

Rhizomatous, perennial, grass-like or herb (sedge), 0.3-1.2 m high. Fl. yellow-brown, Aug to Dec or Jan to Mar. White or grey sand, mud, saline silt, sandy clay. Swamps, drains, brackish river edges, salt marshes.

BUN / BUS / CA / HA



IMAGE UNAVAILABLE

Carex appressa
TALL SEDGE

Monoecious, rhizomatous, tufted perennial, grass-like or herb (sedge), 0.5-2 m high. Fl. brown, Sep to Oct. Sandy peaty loam. Swamps, along watercourses.

CO / DA / HA



IMAGE UNAVAILABLE

Carex tereticaulis
RUSH SEDGE

Monoecious, rhizomatous, tufted perennial, grass-like or herb (sedge), 0.7 m high. Fl. brown, Sep to Oct. Black peaty sand.

BUN / DA / HA

SEDGES, RUSHES & GRASSES



Cyathochaeta avenacea

Rhizomatous, tufted perennial, grass-like or herb (sedge), 0.4-1.6 m high, to 1 m wide. Fl. brown, Nov to Dec or Jan to Mar. White, grey or brown sand, lateritic loam. Peaty swamps.

BUN / BUS / CA /
CO / DA / HA



Eleocharis acuta

COMMON SPIKE-RUSH

Rhizomatous, perennial, grass-like or herb (sedge), 0.7 m high. Fl. brown, Sep to Dec. Brown sandy clay peat. Swamps, clay pans.

BUN / BUS / CA / DA / HA



Ficinia nodosa

KNOTTED CLUB-RUSH

Erect, caespitose rhizomatous, perennial, herb (sedge), to 1 m high, to 0.8 m wide. Fl. brown/cream, Oct to Dec or Jan. Bare white calcareous sand, dark sandy clay, granite, limestone. Coastal dunes, flats, seasonally-wet swamplands, shores of salt lakes.

BUN / BUS / CA



Gahnia decomposita

Rhizomatous, tussocky perennial, grass-like or herb (sedge), 3 m high, to 2 m wide. Fl. brown-black, Sep to Nov. White sand, wet black sandy loam. Swamps, streams, seasonally wet flats.

BUS / CA / CO / DA / HA



Gahnia trifida

COAST SAW-SEDGE

Rhizomatous, tussocky perennial, grass-like or herb (sedge), 1.5 m high, to 1 m wide. Fl. yellow-brown, Aug to Oct. Grey or white sand, clay, sometimes saline. Swamps, creeks.

BUN / BUS / HA

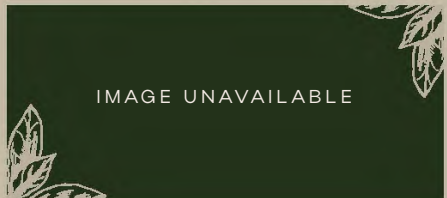


IMAGE UNAVAILABLE

Isolepis cernua

NODDING CLUB-RUSH

Erect, annual or perennial, grass-like or herb (sedge), to 0.3 m high. Fl. green-brown, Jun to Dec or Jan to Feb. Dark peaty or clay loam, sandy clay, silt, saline soils, granite. Swamps, pools, estuary margins, seepage areas, winter-wet depressions.

BUN / BUS / CA / HA





Juncus kraussii
SEA RUSH

Rhizomatous, perennial, herb, 0.3-1.2 m high. Fl. brown/red, Oct to Dec or Jan. White or grey sand, clay, alluvium. Swamps, brackish estuaries, saline flats.

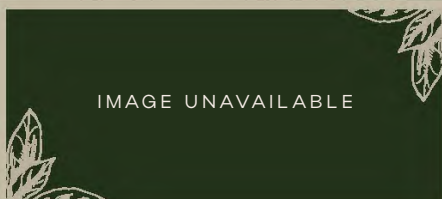
BUN / BUS / CA / HA



Juncus pallidus
PALE RUSH

Rhizomatous, robust perennial, herb, 0.5-2 m high. Fl. green, Oct to Dec. Clay. Swamps, watercourses.

BUS / CA / CO / DA / HA



Juncus pauciflorus
LOOSE FLOWER RUSH

Rhizomatous, colonial perennial, herb, 0.3-1 m high. Fl. Sep to Oct. Clay. Swamps.

BUS / DA



Juncus planifolius
BROADLEAF RUSH

Tufted perennial, herb, 0.5-0.75 m high. Fl. Sep to Dec. Clay. Swamps.

BUS / CO / HA



Juncus subsecundus
FINGER RUSH

Colonial perennial, herb, 0.3-1 m high. Fl. Oct to Dec or Jan. Clay. Swamps.

BUS / CA / DA / HA



Lepidosperma effusum
SPREADING SWORD-SEDGE

Rhizomatous, tufted robust perennial, grass-like or herb (sedge), 2.5 m high, clumps to 2 m wide. Fl. brown/other, Apr or Jun or Sep to Nov. White sand, brown loam. Creek and river edges, swamps (occasionally tidal).

BUS / CA / HA



SEDGES, RUSHES & GRASSES



Lepidosperma gladiatum
COAST SWORD-SEDGE

Rhizomatous, tufted robust perennial, grass-like or herb (sedge), 0.5-1.5(-3) m high, clumps to 1.5 m wide. Fl. brown, Nov to Dec or Jan to May. White, grey or calcareous sand, limestone, loam. Dunes, creeklines.

BUN / BUS / CA



Lepidosperma longitudinale
PITHY SWORD-SEDGE

Rhizomatous, tufted perennial, grass-like or herb (sedge), 0.5-2 m high. Fl. brown, May to Jun or Aug to Oct. Black, white or grey peaty sand, clay. Seasonally wet flats, swamps.

BUN / CA / CO / DA / HA



Lepidosperma pubisquamatum

Rhizomatous, tufted perennial, grass-like or herb (sedge), 0.15-0.4 m high. Fl. brown, May. Grey, lateritic or clayey sand, sandy clay, loam.

BUN / BUS / CA / CO / DA / HA



Lepidosperma squamatum

Rhizomatous, tufted perennial, grass-like or herb (sedge), 0.15-1 m high. Fl. brown, Mar to Nov. Calcareous, peaty or lateritic sand, sandy clay, gravel. Dunes, swamps.

BUN / BUS / CA / CO / DA / HA



Lepidosperma tetraquetrum

Rhizomatous, robust, tufted perennial, grass-like or herb (sedge), 2-3 m high, clumps to 2.5 m wide. Fl. brown, Nov to Dec or Jan to Mar. Black peaty sand. Gullies, swamps, streams.

BUS / CO / HA



Leptocarpus roycei

Rhizomatous, perennial, herb (rush-like), 0.3-1.5 m high. Fl. brown, Oct to Nov. Grey, red or peaty sand, clay. Swamps, creeklines.

BUS / CA / CO / DA / HA





Leptocarpus scariosus
VELVET RUSH

Rhizomatous, perennial, herb (rush-like), 0.6-1.5 (-2) m high. Fl. red-brown. Grey or black peaty sand, sandy clay. Winter-wet swamps, creek beds, seasonally wet depressions.

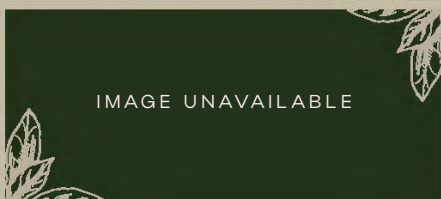
BUS / CA / HA



Machaerina juncea
BARE TWIG-RUSH

Rhizomatous, colonising perennial, grass-like or herb (sedge), 0.2-1.2 m high. Fl. brown/other, Oct to Dec or Jan to Mar. Dark grey sand, waterlogged soils.

BUN / CO



Machaerina preissii

Rhizomatous, robust, colonising perennial, grass-like or herb (sedge), 0.2-2 m high. Fl. purple-brown-other, Jul to Dec. Silty sand, waterlogged soils. Swamps, bordering lakes and watercourses.

BUS



Machaerina rubiginosa
SOFT TWIG-RUSH

Rhizomatous, robust perennial, grass-like or herb (sedge), to 4 m high, to 2 m wide. Fl. brown, Aug to Dec or Jan to Mar. Streams, swamps.


BUS / CA / DA



Machaerina vaginalis

Rhizomatous, robust, tufted perennial, grass-like or herb (sedge), 0.6-1.5 m high, to 1.5 m wide. Fl. brown, Oct to Nov. Dark brown sand. Winter-wet depression and along watercourses.

BUS / CA / HA



Neurachne alopecuroidea
FOXTAIL MULGA GRASS

Rhizomatous, tufted perennial, grass-like or herb, 0.15-0.5(-0.8) m high. Fl. green-other, Jul to Nov. White, yellow, grey/brown or lateritic sand, clay loam, granite. Sandplains, hillslopes, outcrops.

BUS / CA / CO / DA / HA




SEDGES, RUSHES & GRASSES



Poa poiformis
COASTAL POA

Perennial, grass-like or herb, 0.15-0.9 m high. Fl. green/yellow, Oct to Nov.

BUN / BUS / CA / HA



Themeda triandra
KANGAROO GRASS

Tufted perennial, grass-like or herb, 0.3-2 m high. Fl. reddrown/purple, Jan to Dec. Sand, clay, alluvium, lateritic gravel, granite, basalt. Claypans, creeks, savannas.

BUS / DA / HA



Corymbia calophylla
MARRI



Eucalyptus marginata
JARRAH

SCIENTIFIC NAMES

A

Acacia alata 34
Acacia applanata 24
Acacia browniana 34
Acacia cochlearis 34
Acacia cyclops 48
Acacia dentifera 34
Acacia divergens 34
Acacia drummondii 24
Acacia extensa 34
Acacia flagelliformis 24
Acacia incurva 24
Acacia lasiocarpa 24
Acacia lateriticola 24
Acacia littorea 35
Acacia myrtifolia 35
Acacia nervosa 25
Acacia obovata 25
Acacia pulchella 35
Acacia rostellifera 48
Acacia saligna 49
Acacia semitrullata 25
Acacia stenoptera 25
Acacia truncata 35
Acacia urophylla 35
Acanthocarpus preissii 14
Adenanthos barbiger 25
Adenanthos meisneri 25
Agonis flexuosa 55
Allocauarina fraseriana 55
Allocauarina huegeliana 55
Allocauarina humilis 35
Allocauarina thuyoides 36
Alyogyne huegelii 36
Alyxia buxifolia 36
Anigozanthos flavidus 14
Anigozanthos humilis 14
Anigozanthos manglesii 14
Anigozanthos viridis 14
Anthocercis littorea 36
Apium prostratum 14
Astartea scoparia 36
Atriplex cinerea 26
Atriplex isatidea 36
Austrostipa compressa 59

Austrostipa elegantissima 59
Austrostipa flavescens 59

B

Banksia attenuata 55
Banksia dallanneyi 26
Banksia grandis 55
Banksia ilicifolia 55
Banksia littoralis 56
Banksia nivea 26
Banksia seminuda 56
Banksia sessilis 49
Banksia squarrosa 49
Beaufortia sparsa 37
Beaufortia squarrosa 37
Beyeria viscosa 37
Billardiera floribunda 22
Billardiera fusiformis 22
Billardiera variifolia 22
Bolboschoenus caldwellii 59
Boronia alata 37
Boronia heterophylla 37
Boronia megastigma 37
Boronia spathulata 26
Bossiaea aquifolium 49
Bossiaea eriocarpa 26
Bossiaea linophylla 38
Bossiaea pulchella 26

C

Callistachys lanceolata 56
Callistemon glaucus 38
Calothamnus graniticus 38
Calothamnus lateralis 27
Calothamnus quadrifidus 38
Calothamnus sanguineus 38
Calytrix flavescens 27
Carex appressa 59
Carex tereticaulis 59
Carpobrotus virescens 15
Centella asiatica 15
Chamaescilla corymbosa 15
Chorizema cordatum 27
Chorizema diversifolium 22

SCIENTIFIC NAMES

Chorizema nanum 27
Chorizema rhombeum 15
Clematis linearifolia 22
Clematis pubescens 22
Conostylis aculeata 15
Conostylis candicans 15
Corymbia calophylla 56
Corymbia haematoxylon 56
Cyathochaeta avenacea 60

D

Dampiera linearis 16
Darwinia citriodora 27
Daviesia cordata 38
Daviesia divaricata 39
Daviesia horrida 39
Daviesia physodes 39
Dianella brevicaulis 16
Dianella revoluta 16
Dichondra repens 16
Diplolaena dampieri 39
Dodonaea aptera 39
Dodonaea ceratocarpa 39
Dodonaea viscosa 49

E

Eleocharis acuta 60
Enchylaena tomentosa 16
Eremaea pauciflora 49
Eremophila glabra 40
Eucalyptus cornuta 56
Eucalyptus decipiens 57
Eucalyptus diversicolor 57
Eucalyptus gomphocephala 57
Eucalyptus marginata 57
Eucalyptus megacarpa 57
Eucalyptus patens 57
Eucalyptus rudis 58
Eucalyptus wandoo 58
Eutaxia myrtifolia 40
Eutaxia virgata 27

F

Ficinia nodosa 60
Frankenia pauciflora 28

G

Gahnia decomposita 60
Gahnia trifida 60
Gastrolobium bilobum 50
Gastrolobium capitatum 28
Gastrolobium celsianum 28
Gastrolobium ebracteolatum 50
Gastrolobium praemorsum 16
Gastrolobium spinosum 40
Gompholobium capitatum 28
Gompholobium confertum 28
Gompholobium marginatum 17
Grevillea manglesioides 50
Grevillea ripicola 40
Grevillea trifida 40
Grevillea vestita 40
Guichenotia ledifolia 28

H

Haemodorum spicatum 17
Hakea amplexicaulis 41
Hakea ceratophylla 41
Hakea cyclocarpa 41
Hakea falcata 50
Hakea lasianthoides 50
Hakea linearis 50
Hakea lissocarpa 29
Hakea marginata 51
Hakea oleifolia 51
Hakea prostrata 41
Hakea ruscifolia 41
Hakea sulcata 41
Hakea trifurcata 42
Hakea undulata 42
Hakea varia 51
Hardenbergia comptoniana 23
Hemiandra pungens 17
Hibbertia cuneiformis 42
Hibbertia cunninghamii 29

Hibbertia grossulariifolia 17
 Hibbertia racemosa 29
 Hibbertia serrata 42
 Homalospermum firmum 51
 Hovea chorizemifolia 29
 Hovea elliptica 42
 Hovea pungens 42
 Hypocalymma angustifolium 29
 Hypocalymma cordifolium 43
 Hypocalymma robustum 29
 Hypocalymma strictum 30

I

Isolepis cernua 60
 Isopogon formosus 43

J

Jacksonia furcellata 51
 Jacksonia horrida 43
 Jacksonia lehmannii 30
 Jacksonia sternbergiana 51
 Juncus kraussii 61
 Juncus pallidus 61
 Juncus pauciflorus 61
 Juncus planifolius 61
 Juncus subsecundus 61

K

Kennedia carinata 17
 Kennedia coccinea 23
 Kennedia prostrata 17
 Kunzea ciliata 43
 Kunzea glabrescens 52
 Kunzea micrantha 30
 Kunzea recurva 43
 Kunzea rostrata 43

L

Lechenaultia biloba 30
 Lechenaultia floribunda 30
 Lepidosperma effusum 61
 Lepidosperma gladiatum 62
 Lepidosperma longitudinale 62

Lepidosperma pubisquameum 62
 Lepidosperma squamatum 62
 Lepidosperma tetraquetrum 62
 Leptocarpus scariosus 63
 Leucophyta brownii 30
 Leucopogon parviflorus 44
 Lobelia anceps 18
 Logania vaginalis 44

M

Machaerina juncea 63
 Machaerina preissii 63
 Machaerina rubiginosa 63
 Machaerina vaginalis 63
 Macrozamia riedlei 44
 Marianthus tenuis 23
 Melaleuca cuticularis 58
 Melaleuca densa 44
 Melaleuca huegelii 52
 Melaleuca incana 52
 Melaleuca lateritia 44
 Melaleuca osullivanii 52
 Melaleuca parviceps 31
 Melaleuca pauciflora 31
 Melaleuca preissiana 58
 Melaleuca rhapsiophylla 58
 Melaleuca systema 44
 Melaleuca teretifolia 52
 Melaleuca thymoides 45
 Melaleuca trichophylla 31
 Melaleuca viminea 52
 Mirbelia dilatata 45
 Myoporum caprarioides 45
 Myoporum insulare 53
 Myoporum oppositifolium 31
 Myriophyllum crispatum 18

N

Neurachne alopecuroidea 63

O

Olearia axillaris 45
 Orthrosanthus laxus 18
 Orthrosanthus polystachyus 18

SCIENTIFIC NAMES

P

Paraserianthes lophantha 53
Patersonia juncea 18
Patersonia occidentalis 18
Patersonia umbrosa 19
Pericalymma ellipticum 45
Pimelea argentea 45
Pimelea ferruginea 31
Pimelea rosea 31
Pittosporum ligustrifolium 53
Poa poiiformis 64
Podocarpus drouynianus 46
Poranthera huegelii 32
Pultenaea brachytrypis 32
Pultenaea pinifolia 46
Pultenaea reticulata 46
Pultenaea skinneri 46

R

Regelia ciliata 46
Rhagodia baccata 46

S

Samolus junceus 19
Samolus repens 19
Scaevola calliptera 19
Scaevola crassifolia 32
Scaevola lanceolata 19
Scaevola nitida 47
Solanum symonii 47
Spinifex longifolius 19
Sporobolus virginicus 20
Spyridium globulosum 53
Stylidium adnatum 20
Stylidium rhynchocarpum 20
Stylidium spathulatum 20
Suaeda australis 20

T

Taxandria fragrans 47
Taxandria juniperina 53
Taxandria linearifolia 53
Taxandria parviceps 47

Templetonia retusa 54
Tetragonia implexicoma 20
Themeda triandra 64
Thomasia cognata 32
Thomasia foliosa 32
Thomasia macrocarpa 47
Thomasia triphylla 32
Threlkeldia diffusa 21
Thryptomene saxicola 33
Thysanotus dichotomus 21
Thysanotus multiflorus 21
Trichocline spathulata 21
Trymalium ledifolium 47

V

Veronica plebeia 21
Verticordia densiflora 48
Verticordia plumosa 33
Viminaria juncea 54

X

Xanthorrhoea brunonis 33
Xanthorrhoea gracilis 48
Xanthorrhoea preissii 54
Xylomelum occidentale 58



COMMON NAMES

A

Albany Bottlebrush 38
 Albizia 53
 Angled Lobelia 18
 Australian Bluebell 22

B

Bacon and Eggs 28
 Balga 54
 Banbar 52
 Bare Twig-rush 63
 Barrier Saltbush 16
 Barrier Saltbush 18
 Basket Bush 53
 Beach Spinifex 19
 Berry Saltbush 46
 Black-beaked Triggerplant 20
 Blue Leschenaultia 30
 Blue Squill 15
 Blueberry Lily 16
 Blueberry Tree 53
 Bohn 17
 Bookleaf 38
 Boronia 26
 Bower Spinach 20
 Branching Fringe Lily 21
 Branching Fringe Lily 26
 Broadleaf Rush 61
 Brown's Wattle 34
 Bull Banksia 55
 Bullich 57

C

Candle Hakea 41
 Catspaw 14
 Centella 15
 Chenille Honeymyrtle 52
 Climbing Flame Pea 22
 Coast Beard-heath 44
 Coast Bonefruit 21
 Coast Flax-lily 16
 Coast Hop-bush 39
 Coast Saltbush 36

Coast Saw-sedge 60
 Coast Spear-grass 59
 Coast Sword-sedge 62
 Coastal Daisybush 45
 Coastal Honey-myrtle 44
 Coastal Pigface 15
 Coastal Poa 64
 Coastal Wattle 48
 Cockies Tongue 54
 Collie Grevillea 40
 Common Astartea 36
 Common Beaked Triggerplant 20
 Common Brown Pea 26
 Common Clematis 22
 Common Dampiera 16
 Common Spike-rush 60
 Compact Needle-grass 59
 Compacted Featherflower 48
 Coral Vine 23
 Couch Honeypot 26
 Creamy Triggerplant 20
 Creeping Brookweed 19
 Creeping Speedwell 21
 Cushion Bush 30
 Cut-leaf Hibbertia 42

D

Devil's Pins 42
 Drummond's Wattle 24
 Dungyn 51
 Dwarf Sheoak 35
 Dysentery Bush 36

E

Egg and Bacon Plant 40
 Emu Berry 46

F

Feather Spear-grass 59
 Finger Rush 61
 Flooded Gum 58
 Foxtail Mulga Grass 63
 Fragrant Agonis 47
 Free-flowering Lechenaultia 30

COMMON NAMES

Furrowed Hakea 41

G

Glory Pea 28
Golden Guinea Flower 29
Golden Veil 43
Graceful Grass Tree 48
Granite Claw Flower 38
Grass Wattle 24
Green Kangaroo Paw 14
Grey Cotton Head 15
Grey Honeymyrtle 52
Grey Saltbush 26
Grey Stinkwood 51
Guinea Flower 17

H

Hairy Jugflower 25
Harsh Hakea 41
Heart Leaf Poison 50
Heart-leaf Flame Pea 27
Holly-leaved Banksia 55
Holly-leaved Hovea 29
Holly-leaved Mirbelia 45
Honey Bush 29
Honeypot Dryandra 26
Horned Leaf Hakea 41
Horned Sheoak 36
Horny Hop-bush 39

J

Juniper Myrtle 53

K

Kalgan Boronia 37
Kangaroo Apple 47
Kangaroo Grass 64
Karri 57
Kidney Weed 16
Kidney Weed 18
Knotted Club-rush 60

L

Large Fruited Thomasia 47
Leafy Paper Flower 32
Lemon Honey-Myrtle 44
Lemon-scented Darwinia 27
Lilac Hibiscus 36
Long-leaved Scaevola 19
Loose Flower Rush 61

M

Mangles Grevillea 50
Mangles Kangaroo Paw 14
Many Spike Orthrosanthus 18
Many-flowered Fringe Lily 21
Marine Couch 20
Marno 39
Marri 56
Marsh Club-rush 59
Mohan 52
Moonah 58
Morning Iris 18
Mountain Marri 56
Myrtle Wattle 35

N

Narrow Winged Wattle 25
Narrow-leaf Water Bush 38
Native Gerbera 21
Native Wisteria 23
Net-leaved Wattle 35
Nodding Club-rush 60

O

One-sided Bottlebrush 38
Orange Wattle 49

P

Pale Rush 61
Panjang 24
Parrot Bush 49
Peppermint Tree 55
Pingle 49

Pink Rice Flower 31
 Pinkwood 37
 Pithy Sword-sedge 62
 Plumed Feather-flower 33
 Pretty Honey Myrtle 31
 Prickle Lily 14
 Prickly Bitter-pea 39
 Prickly Conostylis 15
 Prickly Hakea 41
 Prickly Moses 35
 Prickly Poison 40
 Prostrate Woollybush 25
 Purple Flag 18

R

Ram's Horn 41
 Redheart 57
 Rib Wattle 25
 Rigid Wattle 34
 River Banksia 56
 Robin Redbreast Bush 44
 Rock Sheoak 55
 Rock Thryptomene 33
 Rose Banjine 31
 Rose Coneflower 43
 Rough Honey-myrtle 31
 Royal Robe 19
 Running Postman 17
 Rush Leaved Patersonia 18
 Rush Sedge 59

S

Sail-boat Wattle 34
 Saltwater Paperbark 58
 Sand Bottlebrush 37
 Scarlet Flame Pea 15
 Scented Boronia 37
 Sea Celery 14
 Sea Rush 61
 Seablite 20
 Seaheath 28
 Serrate-leaved Guinea-flower 42
 Shark Tooth Wattle 35
 Sheoak 55

Shining Fanflower 47
 Sickle Hakea 50
 Silky-leaved Blood Flower 38
 Silvery Leaved Pimelea 45
 Skinner's Pea 46
 Slender Banksia 55
 Slender Clematis 22
 Slender Myoporum 45
 Snakebush 17
 Soft Twig-rush 63
 Southern Diplolaena 39
 Spearwood 52
 Spreading Sword-sedge 61
 Stalked Guinea Flower 29
 Star Buckthorn 47
 Sticky Hopbush 49
 Stinkwood 51
 Summer Starflower 27
 Summer-scented Wattle 48
 Swamp Banksia 56
 Swamp Bottlebrush 37
 Swamp Paperbark 58
 Swamp Peppermint 53
 Swamp Teatree 45
 Swan River Blackbutt 57
 Swan River Myrtle 29
 Swan River Pea 28
 Swishbush 54

T

Tall Kangaroo Paw 14
 Tall Sedge 59
 Tar Bush 40
 Tarrah 57
 Tea Tree 47
 Thick-leaved Fan Flower 32
 Tooth-bearing Acacia 34
 Tree Hovea 42
 Tuart 57
 Twin-leaf Myoporum 31
 Two-leaf Hakea 42

U

Upright Water-milfoil 18

COMMON NAMES

V

Variable-leaved Hakea 51
Velvet Rush 63

W

Wandoo 58
Water Bush 49
Wavy-leaved Hakea 42
West Coast Wattle 35
White Myrtle 29
White Spray 44
White-flowered Billardiera 22
Winged Boronia 37
Winged Wattle 34
Wiry Wattle 34
Wonnich 56
Woody Pear 58

Y

Yate 56
Yellow Flags 19
Yellow Pea 28
Yellow Tailflower 36

Z

Zamia 44



REFERENCES & SUGGESTED READING

BIODIVERSITY

State of the environment report 2007
WA Environmental Protection Authority

Discovering the Wildflowers of Western Australia
Margaret Pieroni, 1993

Managing Your Bushland
BMJ Hussey and KJ Wallace, 1993

Kagulpup Regional Park
go.dbca.wa.gov.au/pvs-krp-ebook

BIRDS & BEES

How to create a bird-friendly garden
<https://birdlife.org.au/discover-birds/birds-in-your-backyard/bird-friendly-garden/>

How to attract native bees to your garden
<https://www.environment.sa.gov.au/goodliving/posts/2018/05/attracting-bees>

WEEDS

Southern Weeds and their control
John Moore and Judy Wheeler, 2020

Western Weeds
B.M.J. Hussey G.J. Keighery R.D. Cousens J. Dodd
and S.G. Lloyd, 1997

Bushland Weeds - A practical guide to their
management
Kate Brown and Kris Brooks, 2002

FIRE-WISE GARDENING

Firewise Gardening in Western Australia
DFES, 2024

Firewise Information - A guide to help you design
a firewise garden
The Forever Project

Firewise Gardening
<https://www.sjshire.wa.gov.au/firewise-lands/capimg.aspx>

SOIL

Moore, G. (1998). Soilguide. A handbook for
understanding and managing agricultural soils.
Department of Agriculture, Western Australia.
Bulletin No. 4343.

Schoknecht, N R, and Pathan, S. (2013), Soil
groups of Western Australia: a simple guide to the
main soils of Western Australia (4th edn).
Department of Primary Industries and Regional
Development, Western Australia, Perth, Report 380.

VERGE GARDENS AND URBAN CANOPY

Creating a Waterwise verge
<https://www.watercorporation.com.au/Help-and-advice/Waterwise/Garden/Creating-a-waterwise-verge>

Perth and Peel urban greening strategy
<https://www.wa.gov.au/organisation/department-of-planning-lands-and-heritage/perth-and-peel-urban-greening-strategy>

Understanding the importance of tree canopy
<https://citygreen.com/understanding-the-importance-of-tree-canopy/>

SPECIES INFORMATION

Western Australian Herbarium (1998-).
Florabase—the Western Australian Flora.
Department of Biodiversity, Conservation and
Attractions.
<https://florabase.dbca.wa.gov.au/>

USEFUL APPS

iNaturalist
MyPestGuide



THIS BOOKLET HAS BEEN PRODUCED BY GENEROUS FUNDING FROM LOTTERYWEST, WATER CORPORATION, THE CITIES OF BUNBURY AND BUSSELTON, AND THE SHIRES OF CAPEL, COLLIE, DARDANUP AND HARVEY.

Produced & Written by Clint Conner
on behalf of the Leschenault Catchment Council

SPECIES INFORMATION

Western Australia Herbarium (1998-)
Florabase - The Western Australian
Flora. Department of Biodiversity,
Conservation & Attractions :
florabase.dbca.gov.au

PHOTOGRAPHY

- Sophie Xiang - Clint Conner
- Rachel Allan - Terri Sharp
- Jules Guthridge

Photographic images from the
Florabase website, used with the
permission of the Western Australian
Herbarium, Department of Biodiversity,
Conservation & Attractions

LOCAL COMMUNITY NURSERIES
SPECIALISING IN NATIVE PLANTS

GEOGRAPHE COMMUNITY
LANDSCAPE NURSERY
366 Queen Elizabeth Ave,
Ambergate WA 6280

LESCHENAULT COMMUNITY
NURSERY
Lot 144 Johnston Rd,
Vittoria (Bunbury) WA 6230

BOOKLET DESIGN
Blank Slate Creative

